

Research Article

Trends in Seagrass Research and Conservation in Malaysian Waters

Abu Hena Mustafa Kamal ¹, Abdulla-Al-Asif ^{*2}, Mohd Hanafi Idris ¹, Md Khurshid Alam Bhuiyan ³, AFM Arifur Rahman ¹

¹ Faculty of Fisheries and Food Science, University Malaysia Terengganu, Terengganu, 21030, Malaysia

² Department of Animal Science and Fishery, Faculty of Agricultural and Forestry Sciences, University Putra Malaysia, Bintulu Sarawak Campus, Sarawak, 97008, Malaysia

³ Department of Physical Chemistry, Faculty of Marine and Environmental Sciences, University of Cadiz. Poligono Rio San Pedro s/n, 11510, Puerto Real, Spain

Article history:

Submission June 2022

Revised July 2022

Accepted October 2022

**Corresponding author:*

E-mail: jessore-boyhemel@gmail.com

ABSTRACT

The seagrass ecosystems found in the marine and coastal areas, with substantial economic and ecological services and span all over the globe excluding the Antarctic region. The Coral Triangle and Southeast Asia are recognized as a worldwide hotspot of seagrass species and habitats, encompassing 10-21 species of seagrass in every nation, although the study, understanding, and quantity of publications on seagrass ecosystems are rather limited in the region, including Malaysia. Malaysia contains 18 seagrass species from three families, which occupy 16.8 km² of coastal area, where the study and discovery of seagrass species and meadows began in 1904 with the report of Beccari. All of the published papers reviewed reported on Malaysian seagrass-related research, which was divided into nine topic groups: biology and distribution, carbon sequestration, fauna, remote sensing, impact and pollution genetic study, restoration, microbiological investigation, and others. The extensive study of the seagrass ecosystem began in 1993, and we have identified 183 published papers from Scopus, 141 publications from Web of Science, and 42 from Google Scholar. However, the average trend of the number of publications from 1993 to 1999 was 0.71 ± 0.36 , while from 2000 to 2022 was 7.70 ± 1.16 followed by the average trend of the yearly number of publications was 6.78 ± 1.08 . The highest number of publications was found on faunal categories (43.17%), followed by biology and distribution (21.85%). The number of articles that were published on Malaysian seagrass meadows each year has been discovered to be rising, which indicates that the trends in seagrass study and publishing were progressively garnering the attention of researchers, academics, and the government. However, to better understand the sustainable ecology and ecosystem services provided by seagrass habitats, an emphasis on certain research niches, such as the genetic study of flora and fauna in seagrass meadows, microbial ecology, and restoration as well as conservation of seagrass species might be helpful.

Keywords: Carbon sequestration, Conservation, Fauna, Malaysia, Restoration, Seagrass distribution

Introduction

Seagrasses are generally marine flowering plants that form ecologically and economically important habitats in coastal zones around the globe [1]. They are marine angiosperms inhabit and support different forms of life from different ecosystems while they co-exist with other ecosystems, including, estuaries, mangroves, coral reefs, and coastal wetlands [2–5]. The services that are

provided by seagrass meadows are very wide, from recreation to carbon sequestration, where the economic valuation is considerably high compared to the other ecosystems [6–8]. Seagrass can be found everywhere, from tropical warm climate [9] to a temperate regions of the planet [10]. Short et al. [11] identified six seagrass bioregions with the the tropical Sundaland and the north coast of Australia being considered seagrass hotspot with

How to cite:

Kamal AHM, Al-Asif A, Idris MH, et al. (2023) Trends in Seagrass Research and Conservation in Malaysian Waters. Journal of Tropical Life Science 13 (1): 93 – 114. doi: 10.11594/jtls.13.01.10.

more than 13 species present in each geographic country. These ecoregions are also known as the Coral Triangle consortium [12], where in addition to the availability of seagrass, more than 600 species of coral coexist [13]. As a hotspot of corals, seagrasses, and mangroves, countries like Malaysia lie in the coral triangle consortium and are situated in tropical climates [12, 14].

Among the 72 species of seagrass [11], according to the latest report, Malaysia comprises 16 species of seagrass [15]; but the number of seagrass species and area is still not completely reported from Malaysia and different reports have contradictory numbers of seagrass species [16]. While a recent extensive review on seagrass species in Malaysia enlisted 18 species in different states and locations [12]. The previous studies suggested that, a total of 16.8 km² of land is dedicated to the seagrass ecosystem in Malaysia throughout the country [17] comprising 78 scattered sites [18]. As a proud member of the seagrass comprising country, Malaysia established legislation and research to protect and conserve the seagrass ecosystem in the coastal area [14].

The first seagrass species were reported by Beccari [19] from East Malaysia and Ridley [20] from Peninsular Malaysia which had already been scrutinized and assembled by a comprehensive historic review work by Bujang et al. [21]. In the 1960's, the presence of seagrass was described by Henderson [23] and later on by Holtum [24], but they did not present any comprehensive work on the past times. However, the first comprehensive work was found in the study of Ismail [25]. During the '80s and '90s, some conference abstracts, book chapters, and presentations on seagrass research were found but those works were excluded from the current review of Malaysian seagrass due to their online unavailability and lack of comprehensiveness. Nevertheless, the history of seagrass research in Malaysia was well narrated by one of the pioneer academicians and researchers on the seagrass ecosystem in Malaysia, Prof. Dr. Japar Sidik Bujang [21]. While the collection of the herbarium of different seagrass species around Malaysia and the exploration of new sites were going on in the '80s, the number of publications on seagrass research was very limited at that time. Nowadays, the trends and situations are changing rapidly as the research on seagrass sites, species, floral compositions, faunal compositions, ecosystem services, carbon sequestrations, mapping

through satellite data, and genetic studies are conducted in different academic universities along with government departments that are subsidizing and encouraging to approach seagrass research in Malaysia [26–29]. This positive attitude of the government and universities enhanced the conservation efforts, and later on, extended the seagrass areas on the Malaysian coast, as can be predicted. Some review and research work focused on the seagrass knowledge gaps in South East Asian and the Coral Triangle countries [12, 30, 31]. A very comprehensive review work was conducted in China, which revealed different aspects of seagrass research on the mainland [32]. However, we did not find any comprehensive review work conducted in the Malaysian seagrass ecosystem that revealed the research trend of seagrass ecosystems; thus, this review work was initiated to provide an insight into the Malaysian seagrass ecosystem and research conducted. In this research, we focused on the research and conservation approaches that were taken by the Malaysian government, research institutions, academic institutions, universities, conservation units, and other organizations. We also focused on the previous research and reviews conducted on the Malaysian seagrass ecosystems. This research might help to understand the research gaps, trends, and possible research niches to be conducted in the Malaysian seagrass ecosystem. While, in broad, this review work would help to take decisions for the funding agencies for scrutinizing potential fund applications.

Material and Methods

This review examined all research and review works on seagrass studies in Malaysia from Web-of-Science® (Clarivate Analytics), Google Scholar, and Scopus® from 1993 to 2022. The collection of literature and data was held from February 2019 to January 2022. The search of keywords (SK) on different bases (Web-of-Science®, Google Scholar, and Scopus®) were ('seagrass' AND 'Malaysia'); by putting the keywords, we found 183 publications from all the bases, as the previous historic review was scrutinized and described [21]. The number of theses and books are excluded due to lack of abstracting in different databases, open access, and maybe non-digitalized. The conference abstracts were excluded unless they were full conference papers or proceedings. Most of the internationally published literature on

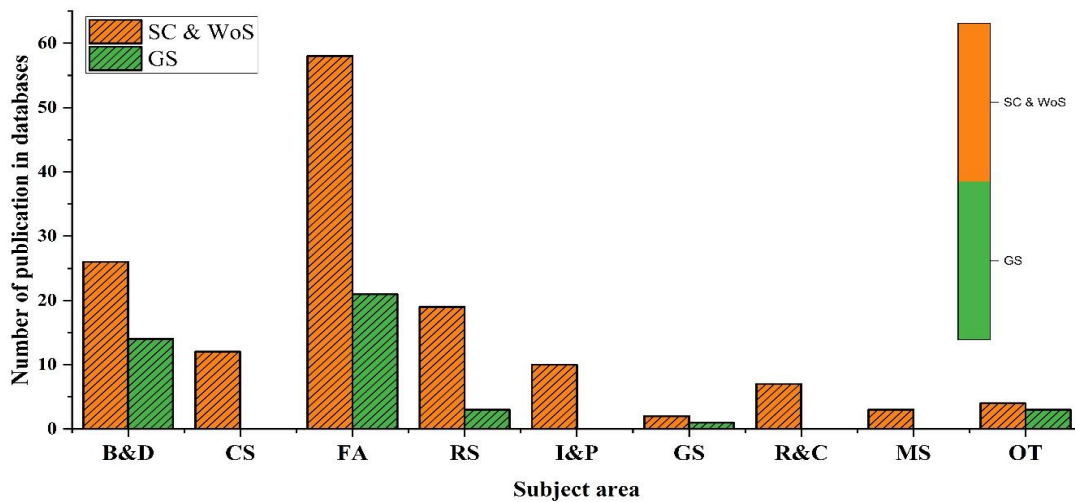


Figure 1. Number of publications in Scopus (SC), Web of Science (WoS), and google scholar (GS) (B&D= Biology and Distribution; CS= Carbon Sequestration; FA= Fauna; RS= Remote Sensing; I&P= Impact and Pollution; GS= Genetic Study; R&C= Restoration and Conservation; MS= Microbial Study; OT= Others).

Table 1. Categorization of Malaysian research publications

No	Category	Code	Keywords
1	Biology and Distribution	B&D	Diversity, distribution, Biogeography, Morphology, Population
2	Carbon Sequestration	CS	Sediment, Biomass, Stock, organic matter
3	Fauna	FA	Epifauna, Fish larvae, gastropods, mollusk, Stock Assessment, Infauna
4	Remote Sensing	RS	Landsat, Satellite, changes detection
5	Impact and Pollution	I&P	Bioindicator, Metal contamination, Sedimentation, Siltation
6	Genetic study	GS	Genetic distance, RAPD, DNA
7	Restoration & conservation	R&C	Community knowledge, conservation, anthropogenic threats
8	Microbial study	MS	Anti-bacteria, microbes study, pathogens
9	Others	OT	Reviews and outlier topics

the Malaysian seagrass research was collected from Scopus and Web of Science, while the domestic publications were collected through Google scholar search. There were 141 papers published in international journals that were abstracted on the Web of Science or Scopus, as well as 42 papers published in national journals (Figure 1).

All the publications were arranged and sorted into nine categories, and they were: biology and distribution, carbon sequestration, fauna, remote sensing, impact and pollution, genetic study, restoration, microbial study, and others (Table 1). Others referred to previous review works and were not comparable to the previously listed categories. If the publication was multidisciplinary, the major focus of the article was given priority in the categorization.

The journal quartiles were assessed through the Scimago Journal and Country Rank database websites. The trends in the number of international seagrass publications from Malaysia over the last three decades were assessed in Web-of-Science® and Scopus using “seagrass AND Malaysia” as keywords. The top ten most cited publications on Malaysian seagrasses in Scopus were selected and discussed based on average citations per year.

Results and Discussion

Trends in seagrass research and conservation in Malaysia

The number of seagrass research and conservation in Malaysia was very general and closed to botany at an early age, which was described by Bujang et al. [21]. In the early days, British explorers and scientists reported different seagrass

species and their morphology, biology, and physiology from different parts of Malaysia, mostly from the Malacca Strait and adjacent locations, as the Malacca Strait is an international shipping route that directs merchant marines from the South China Sea to the Andaman Sea. From East Malaysia, Beccari [19] published a book on the flora and fauna of Borneo Island, and there he described the presence of *Halophila beccarii* in the East part of Malaysia. The number of publications, which included books, journals, and proceedings from conferences, was determined to be insufficient, and the researchers mostly focused on describing the biology and distribution of the seagrass. However, as time went on, a dramatic shift took place in the scenario. Academicians and researchers gained more attention when it was revealed, and the study that focused on the ecological relevance, economic importance, and carbon burial capability of the seagrass ecosystem gained more attention [33–38]. The number of papers published between the beginning of substantial seagrass study in 1993 and the end of the century in 1999 was 0.86 ± 0.34 ; these numbers are quite low, and the majority of the publications were related to seagrass biology and its distribution. But at the turn of the twenty-first century, everything changed quickly; new subfields of research were established, such as the study of the various species of flora and fauna that can be found in seagrass meadows. The use of remote sensing to determine the area and distribution of seagrass, the genetic study of seagrass plants. While the study of carbon sequestration gained attention very recently, where the first

publication was found in 2013 [36] but this study stated the preliminary and potential carbonate burial source in Malaysia. Whereas the first extensive study on carbon sequestration was found in the study of Rozaimi et al. [39]. The trends in the number of publications from 2000 to 2020 found drastic change, and it was 7.70 ± 1.16 . The average number of publication trends found from 1993 to 2020 was 6.78 ± 1.08 (Figure 2).

The historical review of seagrass research in Malaysia before 2001 revealed that the number of journal publications was very low; whereas the number of books and conference publications was very high, but the abstracts in conference proceedings which had a lack of full-length data and information [21].

The data of top-cited publications in Scopus was also collected and it revealed that the publication by Morton & Blackmore [40] got the highest citations with 245 citations in 21 years. Whereas research on marine epibenthic dinoflagellates got more attraction in Malaysia (73 citations) [41]. The first extensive work on the biology and distribution of seagrass conducted in 2006, where the number of seagrass sites, areas, and conservation measures were described, received 62 citations which was the third highest position in terms of number of citations according to the highest cited documents found in Malaysia [18]. The very first publication to be discovered in Scopus was carried out in 1995 by Bujang et al. [42]. For the very first time, the authors reported seagrass *Halophila decipiens* and its physiology from the state of Negeri Sembilan in Malaysia.

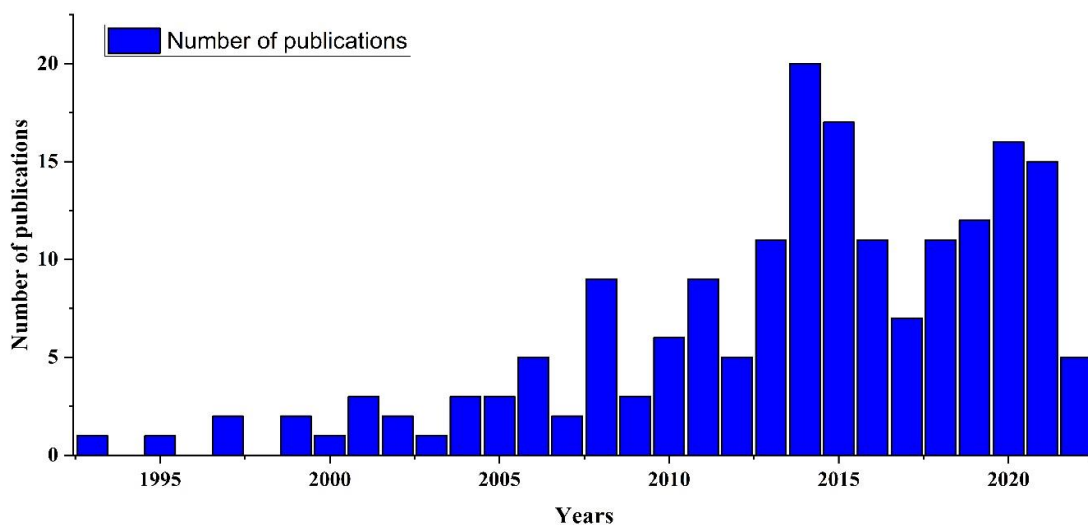


Figure 2. The number of seagrass research publications based on years

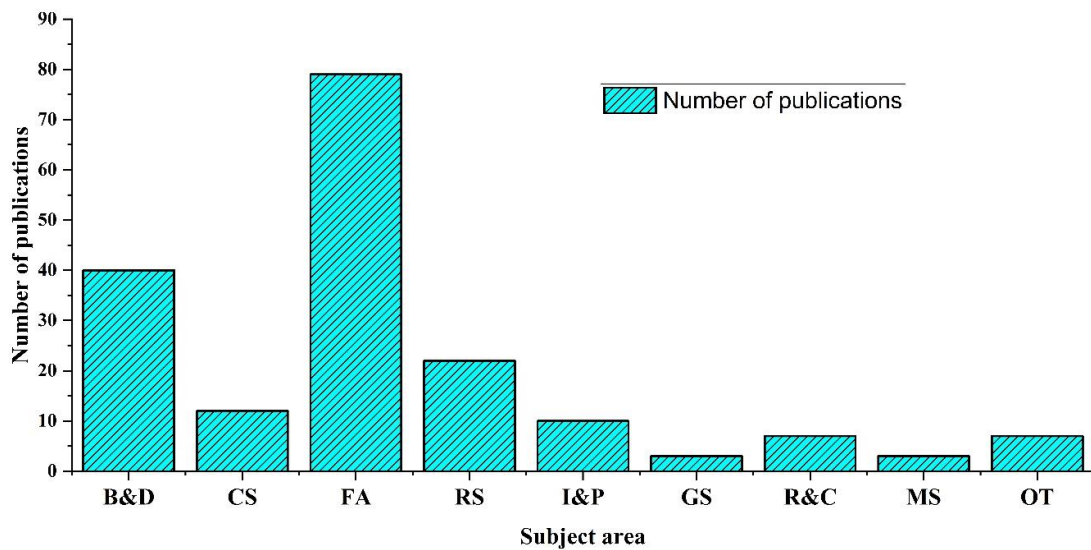


Figure 3. The number of seagrass research publications based on different categories

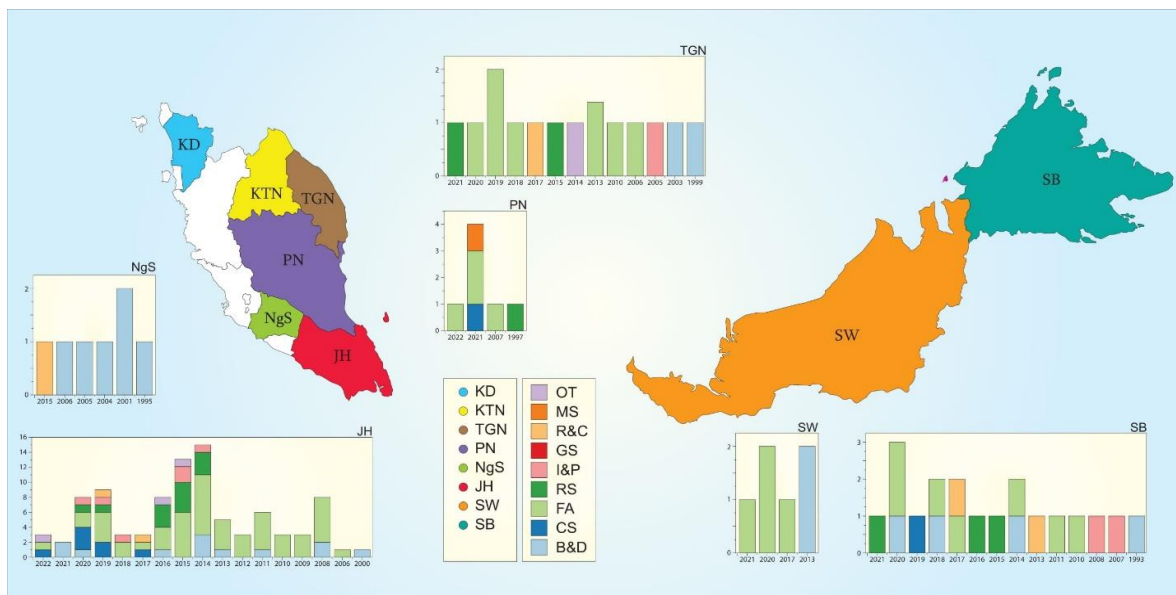


Figure 4. Number of published papers in different states and years (KD=Kedah; KTN=Kelantan; TGN=Terengganu; PN= Pahang; NgS=Negeri Sembilan; JH=Johor; SW=Sarawak; SB=Sabah).

The papers on biology and distribution (40 papers) were found in the second-highest research category on the Malaysian seagrass ecosystem (21.85%) (Figure 3). Since the commencement of the seagrass study that was carried out in Malaysia, an extremely high number of articles on biology and distribution have been published [43–46]. When the extensive study on seagrass started in the early '90s, the main focus was on seagrass plant biology and their distribution in peninsular Malaysia and East Malaysia, but the research

focus was turned into the faunal study then. The available fauna in seagrass meadows was studied well, including epibenthic dinoflagellates [41], fish [47, 48], bivalves [49, 50], amphipods [51], gastropods [52]. The faunal studies that were carried out in the many seagrass meadows located throughout Malaysia accounted for the highest part of the overall number of seagrass investigations in a number of different years (Figure 4).

However, Merambong shoals, Johor and Sungai Pulai were the most extensively studied

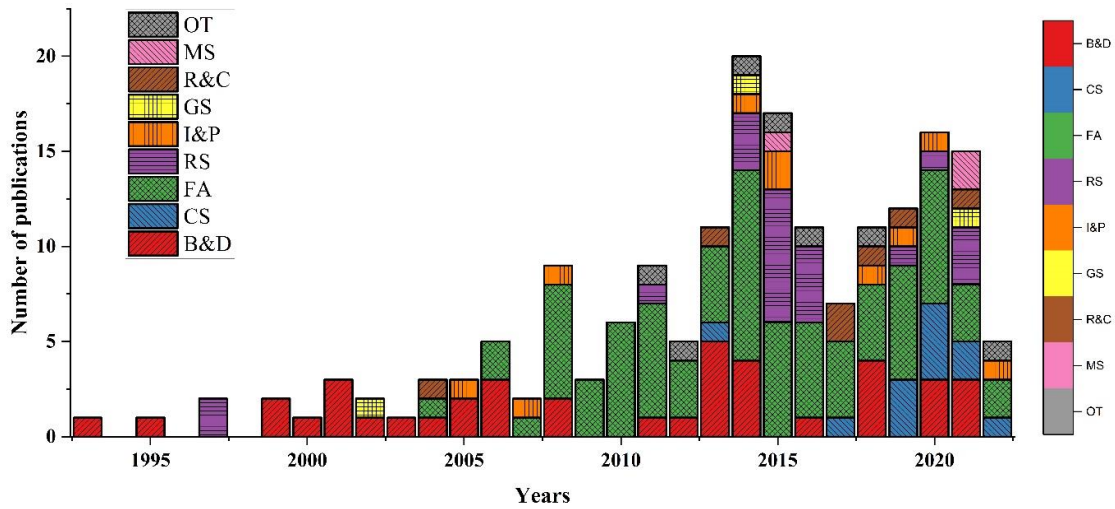


Figure 5. The number of seagrass research publications based on categories and years

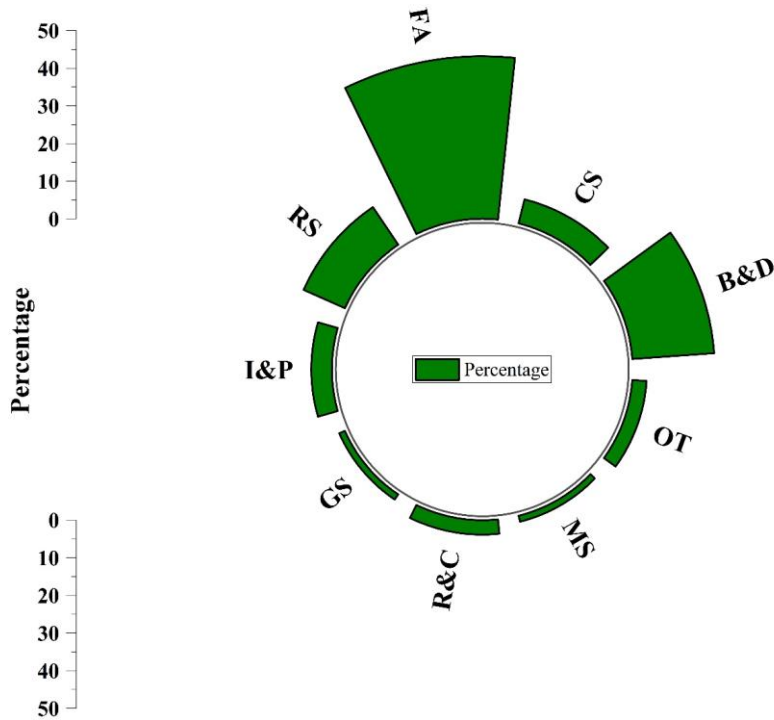


Figure 6. Percentage of seagrass research categories in Malaysia

seagrass meadows in Peninsular Malaysia [49, 50, 53, 54], while Abu Hena et al. [55-57] found Negeri Sembilan was also extensively studied. Whereas, Lawas and Punang Sari estuary are also found the most extensively studied seagrass meadows in East Malaysia [4, 26, 58]. The year-wise categorization of research publications in the Malaysian seagrass meadows is shown in Figure 5.

The number of papers on microbial ecology [59], genetic study [60], and restoration and conservation [61] found low in number and

percentage and they are 1.64%, 1.64%, and 3.83% respectively. According to the review, the number of studies and the attention that can be focused on these subjects are the least explored topics in the near future in Malaysian seagrass beds (Figure 6).

Based on the findings of the state-by-state seagrass study, it was determined that the majority of seagrass research was carried out in the state of Johor. This was due to the presence of previously researched areas such as Merambong Shoal and Pulau Tinggi, and most importantly, the proximity

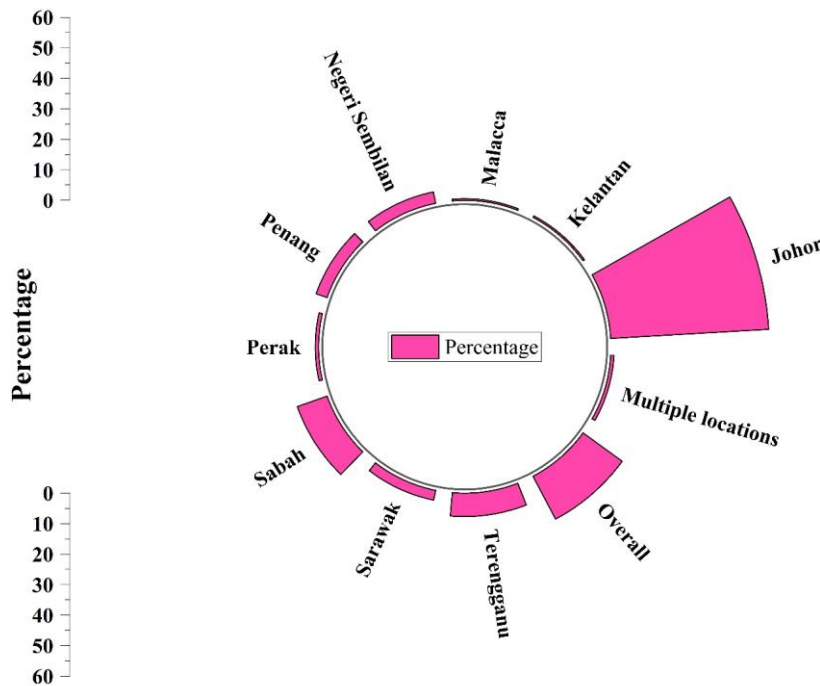


Figure 7. State-wise seagrass research in Malaysia

of the strait of Johor to Singapore. According to the results of the bibliometric study, the state of Johor was credited with a total of 95 studies or reports (51.91%), followed by overall (29 reports; 15.85%) and Sabah (19 reports; 10.38 %) (Figure 7).

Biology and distribution

A total of 18 seagrass species were acknowledged from Malaysian states, islands and territories. However, we scrutinized all the seagrass species reports based on states while most of the reports were from the state of Johor (Table 2; Figure 8). The category biology and distribution comprised: new species report; physiology; morphology; new seagrass meadow report [62], fiber characteristics of seagrass [63], spatial distribution study through remote sensing and GIS [64], seagrass monitoring [65], etc. The first extensive research on seagrass in Sabah, as well as Malaysia, was conducted by Ismail [25], and the author described the number of species, their morphology, and meadow characteristics of seagrass meadows from Sabah. Bujang et al. [42] reported a new seagrass, *Halophila decipiens*, from Malaysia. Whereas, Zakaria et al. [46] discussed the flowering, fruiting, and seedling behavior of *Halophila beccarii* [66]. The number of *Halodule* species,

their distribution, and morphological variation were described by Bujang et al. [43].

At the start of the current century, Abu Hena et al. [56] provided insight into the photosynthetic, respiration responses, and biomass studies of *Thalassia hemprichii* [57] and *Cymodocea serrulata* [55]. Wong [45] provided a detailed description and number of seagrass species available in Malacca and Johore Straits.

The other descriptions and distribution of seagrass species were reported from the East Coast of Peninsular Malaysia [44], and the South China Sea [40]. The co-existence of seagrasses and seaweed was first reported by Jillian et al. [67]. The major distribution and species records of seagrass were first described by Bujang et al. [18], where the revisions and challenges were also described after 12 years by the same author [15]. Another shading response of seagrass [68] and a photosynthetic study of wild and cultured *Halophila ovalis* were conducted by Jamaludin et al. [69]. The burial rates of different tropical seagrass species were studied by Ooi et al. [70]. The algal collection during the marine biodiversity mini expedition in Negeri Sembilan reported the seagrass species [71]. The overall seagrass biodiversity in Johor was assessed by Sabri et al. [72]. Japar Sidik & Zakaria [73] reported the cause of purple colo-

Table 2. Distribution of seagrass species with their IUCN red list status in the Malaysian states

Family	Species	IUCN	JH	KD	TGN	SB	PN	SW	KTN	NSM	NgS	
Hydrocharitaceae	<i>Enhalus acoroides</i>	LC	1,3,8,13-15,17,19,20,22,23,26,28,32,34, 36-38, 40, 42, 43, 45,48, 49, 50, 51, 56-58, 62, 64, 66, 76, 77, 79,80,81,85,87,88		31,54,66	24,44,66,72-75,97	7,12,35	11,16,53	#	#	41,66	
	<i>Thalassia hemprichii</i>	LC	1,13,15,17,26,32,34,43,50,56,58,66, 80,81,85,87		39,66,70	44,52,63,66,73,97	12	11,16,39,53,66	#	#	41,66, 92,96	
	<i>Halophila beccarii</i>	VU	18,87		6,31,54,66,93	44,66	89	11,16,53,82	39,68	#	66,71	
	<i>Halophila decipiens</i>	LC	1,29		6,31,54,66,6	5, 33,46				#		
	<i>Halophila major</i>	LC	26,43,50,56,66,80,81,87		7,93	66		11,16,39,53,66		#		
	<i>Halophila minor</i>	LC	1,4,9,15,17,19,20-22, 25, 26, 32, 34, 36, 37, 40, 42, 43, 45, 46, 48-50, 56, 57, 59, 60-62, 66, 76, 78-81, 84, 86-88, 94	4	4,31,54,61,6	24,44,46,63,66,72, 73,74,97	7,10,12, 89	11,16,39,46,53,66	#	#	65,66, 91	
	<i>Halophila ovalis</i>	LC	1,26,34,43,48,50,56,57,60,62,66,76, 78,80,81,87		44,66		89			#		
	<i>Halophila ovata</i>	LC	78,80,81,87		29,44		89			#		
	<i>Halophila spinulosa</i>	LC	13,30,47,51,58,64,77,85		29					#		
	<i>Halophila</i> sp.	-										
	<i>Halophila tricostrata</i>	LC										
	Cymodoceaceae	<i>Cymodocea rotundata</i>	LC	26,66,80,87		24,44,52,63,66,72	24,44,52,63,66,72		11,16,39,53,66	#	#	41
		<i>Cymodocea serrulata</i>	LC	1-3, 13, 15, 17, 22, 25, 26, 32, 34, 36, 43, 45, 47, 49, 50,59,60,64,66,79-81,84,85,87		-75,97	24,44,63,66,72,74, 75,97		6	#	#	66,95
		<i>Halodule pinifolia</i>	LC	1,15,17,22,26,32,56,58,66,69,80,81, 87		6,27,31,39,54,66,67,69,9	24,66,69,73,97		11,16,39,53,66	39,69	#	66
<i>Halodule uninervis</i>		LC	1-3, 17, 21, 25, 26, 36, 43, 45, 47, 49, 50, 59, 60, 66, 69,78-80,87		0,93			6,69		#	66	
<i>Syringodium isoetifolium</i>		LC	2,3,17,25,26,47,57,59,62,66,80		61,69	24, 44, 61, 63, 66, 69, 72-74, 97		11,16,53,69		#	66	
<i>Thalassodendron ciliatum</i>		LC			83	44,97				#	66	
<i>Ruppia maritima</i>		LC			83	83				*,66, #		

LC= Least concern; VU= Vulnerable; NE= Not evaluated; DD= Data deficient; JH=Johor; KD=Kedah; TGN=Terengganu; SB=Sabah; PN=Penang; SW=Sarawak; KTN=Kelantan; NSM=No State Mentioned; NgS=Negeri Sembilan

1[86]; 2[87]; 3[37]; 4[88]; 5[89]; 6[64]; 7[90]; 8[91]; 9[92]; 10[93]; 11[94]; 12[95]; 13[96]; 14[97]; 15[27]; 16[4]; 17[99]; 18[62]; 19[100]; 20[28]; 21[101]; 22[102]; 23[61]; 24[103]; 25[104]; 26[105]; 27[106]; 28[107]; 29[30]; 30[108]; 31[109]; 32[39]; 33[110]; 34[63]; 35[111]; 36[112]; 37[113]; 38[65]; 39[114]; 40[115]; 41[59]; 42[116]; 43[117]; 44[118]; 45[119]; 46[60]; 47[76]; 48[123];49[121]; 50[122]; 51[120]; 52[75]; 53[58]; 54[74]; 55[73]; 56[72]; 57[124]; 58[125]; 59[70]; 60[126]; 61[51]; 62[127]; 63[128]; 64[50]; 65[69]; 66[18]; 67[130]; 68[66]; 69[43]; 70[46]; 71[42]; 72[131]; 73[132]; 74[79]; 75[133]; 76[134]; 77[135]; 78[54]; 79[81]; 80[136]; 81[137]; 82[83]; 83[21]; 84[138]; 85[49]; 86[84]; 87[139]; 88[140]; 89[141]; 90[142]; 91[68]; 92[57]; 93[143]; 94[29]; 95[55]; 96[56]; 97[25]; *[15]; #[12]

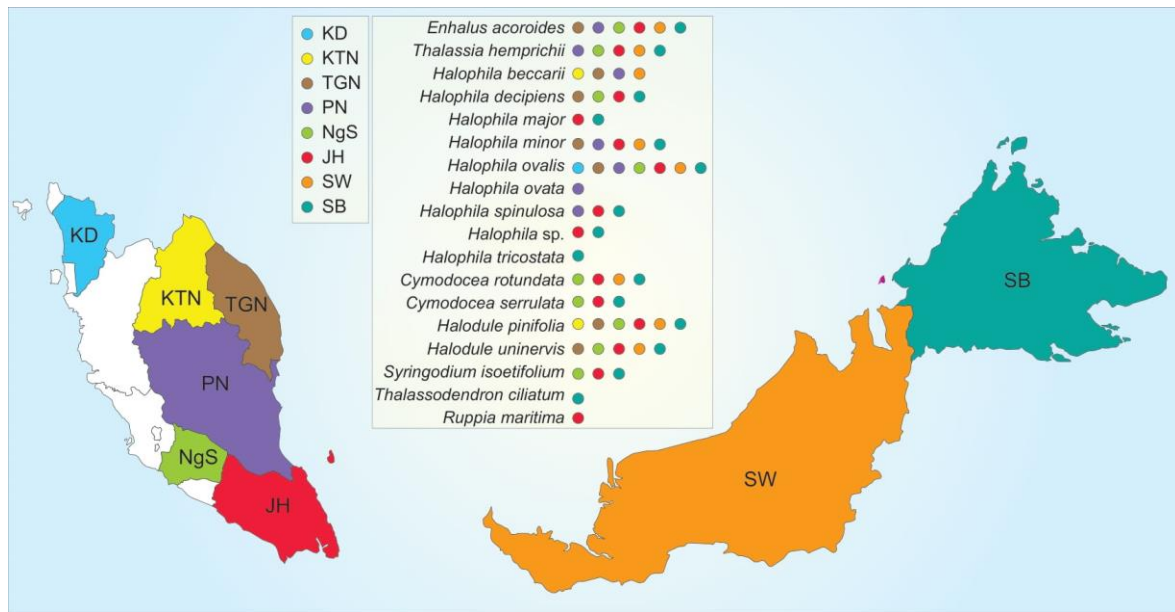


Figure 8. State-wise seagrass species distribution in Malaysian waters

ration in leaves of seagrass, *Halophila*, from Merambong shoal of Sungai Pulai estuary, Johore and Merchang, Terengganu, Malaysia, where lack of pigmentation caused the purple coloration. Zakaria & Japar Sidik [74] reported the presence of seagrass from Perhentian island archipelago, Malaysia; whereas Ahmad-Kamil et al. [58] conducted the first extensive study on Lawas seagrass bed from Sarawak states and described the baseline water quality parameters and biomass of seagrass. The monitoring and decline trends of seagrasses were described by Short et al. [75], whereas Ooi et al. [76] studied the spatial structure of seagrass in tropical multispecies meadows. In very recent years, the study trends of phycology and distribution of different seagrass species were discussed [77], and one new distribution of seagrass was reported [62]. Sudo and Nakaoka [78] described the distribution of South Asian seagrasses. The seagrass coverage [79] and meadow impact [80] in the Malaysian state of Sabah was reported recently. In the last seven years, the biomass and water quality parameters of extensively studied meadows in Merambong Shoal and Malacca Strait have been studied [81, 82]. Fakhruddin et al. [83] studied the impact of salinity on seagrass meadows, which was the first approach to salinity gradient research, where previous studies were based on photosynthesis or shade gradients. But the first approach to the culture of seagrass in lab and confined conditions was reported by Bujang et al. [84]. Sudo et al. [85]

conducted a recent study through remote sensing suggested that seagrass beds throughout Southeast Asia were declining; they also revealed the temporal changes in seagrass bed area that were analyzed for 68 sites in nine countries/regions that the area of more than 60% of seagrass beds decreased at an average rate of 10.9% per year.

Carbon sequestration

The study of carbon in seagrass beds was found to be a very new approach in Malaysia. The first study on carbon sequestration was found in 2013 [36]. But the first study stated the preliminary and potential carbonate burial source in Malaysia. Nonetheless, Rozaimi et al. [39] discovered the first extensive study on carbon sequestration in some densely populated areas, such as the Johor and Malacca Strait; they demonstrated that anthropogenic disturbance may hinder seagrass carbon storage. Gallagher et al. [103] discussed a very interesting topic from Sabah seagrass beds, where they showed that black carbon storage in seagrass meadows in Malaysia was lower than the previous prediction. This might have happened due to different sampling factors; the death of a good number of plants in studied meadows; changes in seasons; precipitation during sampling; and many other factors. Some other research that looked at different components of seagrass carbon and nitrogen sequestration or dynamics was also uncovered, which focused on different species and various states or regions in Malaysia [27, 98, 99, 102,

144, 145]. A recent study comparing the inorganic and black carbon between seagrass and saltmarsh ecosystems revealed that inorganic and black carbon might hamper the blue carbon deposition capacity [90]. A study by Stankovic et al. [38] quantified the organic carbon stock and its possible price in united states dollar; on the other hand, Hidayah et al. [37] demonstrated, organic matter that originates from mangroves and macroalgae may be significant contributions to the estuary's ability to store carbon dioxide. We found all the publications on seagrass carbon sequestration were from either Web of Science or Scopus sources, which also indicates the publications were published in the international journal. We did not find any publication on carbon sequestration that was published in a local or non-indexed journal.

Seagrass-associated fauna

The study of the seagrass-associated fauna was started after all the biology and distribution were revealed, as the seagrass meadows provide shelter to a high number of marine creatures. According to the current and previous literature, studies on seagrass-associated fauna in meadows in different locations and states were found to be very extensive and the number of publications was 79, which comprised 43.17% of the total number of published documents on seagrass research. However, the first published documents on seagrass-associated fauna were found in 2004 by Mohammad-Noor et al. [41] and the number of publications on this topic has grown over time. Sea cucumbers from Penang island [93, 146], zooplankton from Lawas, Sarawak [94], dugong feeding grounds from the Sibu Archipelago, Malaysia [87], and Molluscan communities from Penang, Malaysia [95] were all reported in recent documents. The previously published documents suggested that fauna, for instance, fishes [4, 47, 48, 97, 104, 106, 142, 147–150], different fish larvae [131, 151–160] are the most abundant group of fauna observed from seagrass meadows in Malaysia, where the artificial seagrass meadows in east Malaysia recorded the highest number of fish species. Other faunal studies, for example, epibenthic dinoflagellates [41], bivalves [26, 49, 50, 97, 129, 133, 137, 140, 161–165], gastropods [26, 52, 97, 108, 120, 123, 125, 136, 166], benthic community [26, 96, 127, 140, 141, 167–170], amphipods [51, 126, 171], shrimp [138, 172–174], porcellidiidae

[124], crabs [175, 176], polychaeta [170], sea-horse [111, 177], plankton [97, 101, 132, 135, 178–181], dugong [182, 183], turtle [109, 184] and sea star [185–187] were also reported from Malaysian seagrass meadows. Most of the research was conducted to assess the diversity, population dynamics, ecological relations, and seasonal abundance of infauna, epifauna including fishes, gastropods, and bivalves; the parasitic study of gastropods and bivalves found in seagrass meadows; and different morphological, physiological, and behavioral features of any animal that was available in seagrass meadows.

Remote sensing

Although the studies on remote sensing in Malaysia are not new, remote sensing study was implemented in seagrass research comparatively late periods. The first research on remote sensing and mapping of seagrass beds was published in 1997 [188]. The first paper was published in a local journal where the first Scopus indexed publication was found in the year 2011, and the publications were based on the mapping of coastal seagrass meadows using ALOS AVNIR-2 satellite data [189].

According to Misbari & Hashim [121], the majority of the early work on submerged seagrass meadows related to remote sensing were published as conference abstract or conference papers. However, the year 2015 is the most productive and golden time for the publication of remote sensing papers, with seven major papers published this year on different seagrass habitats, Malaysian states, methods, and aspects [114–116, 118, 190–192]. Other research includes a satellite-based assessment of the above-ground blue carbon sequestration capacity of Sungai Pulai estuary seagrass meadows [113]. The decline of submerged seagrass biomass in shallow coastal water using the satellite-based method [112] and the ability of light penetration of the satellite band for seagrass detection using Landsat 8 OLI satellite data were assessed by Misbari & Hashim [193]. Different ecosystem mapping in the Malaysian Coral Triangle Initiative area [110]; coastal reclamation of seagrass meadows using satellite data [28]; and mapping of above-ground seagrass carbon [100] are other aspects of remote sensing study. Recent research conducted by Hashim et al. [194] measured the seagrass above-ground biomass (AGB) from all seagrass sites in peninsular Malaysia

using satellite data. The results of this research showed that the AGB of different sites was changing over time and seasons due to variations in nutritional factors, seasonal water quality, and fishery harvest fluctuations in nearby locations of seagrass sites. Along with the distribution study, the satellite mapping of seagrass, land reclamation, and above and below-ground carbon study approaches are very important for the conservation and restoration of seagrass. As a result, this study justifies a larger budget and calls for additional research on various aspects of Malaysian seagrass meadows.

Impact and pollution

The impact study mainly focused on different threats: pollution, anthropogenic physical and climatic stress, heavy metals, and climate change described in Malaysian seagrass meadows. The first impacts and threats assessment research was published in 2005 from Setiu wetlands, where some seagrass species are available [130]. This is despite the fact that recent research suggests that both micro and macro plastic could be another substantial source of pollution that might alter the physiology, ecology, and development of seagrass plants [195]. However, the number of impact assessment publications is not ample to make a legislative decision and more research concentration on this topic can be performed. Another major impact assessment publication was from Sabah state, where the coastal management plan for their ecosystem and pollution is well described, including some major limiting factors for seagrass distribution, for instance, siltation, sedimentation, eutrophication, and shading effects of seagrass due to previously mentioned threats. Local conservation knowledge, public awareness, and consciousness about garbage and waste disposal from the local level to the state level were recommended to mitigate the pollution and impact [196]. In the year of 2008, Freeman et al. [128] published an extensive work where they blamed sedimentation, turbidity, and siltation for the decline of seagrass abundance and diversity in Sabah state on the river beds, estuary, and seagrass beds due to soil runoff from different sources, where human intervention plays as a catalyst force. The presence of mercury (Hg) and lead (Pb) in the Pulai estuary in Johor was reported from seagrass meadows, and the negative impact of the Hg and Pb polluted water was affecting the seagrass species, including *Enhalus*

acoroides and *Halophila ovalis*. The Pulai Estuary in Johor is located in highly anthropogenic disturbed areas where industries and ocean-going merchant vessels may dump chemicals into the ocean water, and it is predicted that the seagrasses will be lost within a few years or decades [122]. Another research paper on different trace elements in the same estuary of Johor indicated the presence of heavy metals including As, Cu, and Cd, indicating the seagrass species are very sensitive to these pollutants and heavy metals; however, the pollution negatively impacts them. They suggested using the seagrass species *Halophila ovalis* and *Halophila minor* as bio-indicators for metal pollution [65]. A similar bio-monitoring and bio-indication study was conducted in the Johor area where they worked on As, Cd, Cu, Hg, and Pb metals and found a negative impact of seagrass species. They suggested using seagrass as a bio-indicator species [117]. A similar study from Merambong shoal also suggested tape seagrass might be used as a bio-indicator [107]. The study of lead accumulation and its impact on seagrass physiology [197], and the impact of organotin and booster biocides [198], suggested that seagrass beds were disturbed by these above-mentioned chemical factors. However, because seagrass provides economic support and has a monetary value, its decline may disrupt the economic cycle for fishermen and, on a large scale, the nation [53].

Genetic study

The genetic study on seagrass species and the adjacent fauna was found to be very limited in Malaysia. This review found only two published documents on seagrass species. One revealed the polymorphic DNA sequence of *Halophila ovalis* [29], which was published in a local journal. The other published document referred to the seagrass species *Halophila major*, which was previously identified as *Halophila ovalis* by the morphological keynotes. Most interestingly, the study also suggested the Malay Peninsula is a geographic barrier between *H. ovalis* populations in the Western Pacific and the Eastern Indian Ocean regions [60].

Restoration and conservation

The first conservation and restoration study was conducted in 2014 [199], where the author suggested establishing a coastal and marine resource information system (CMARIS) for

conserving and restoring biodiversity. Some conservation and restoration studies stated the use of community and fishers' knowledge, and awareness of seagrass associated fauna, such as Dugong [200, 201], whereas mutualism characteristic of symbiotic relationships between seagrass and fungal community may help to increase survivability and sustainability of seagrass restoration projects [61]. However, different stakeholders, from local level fishers to academic institutions, and finally, from local government to federal government, have a critical role to play in conserving Malaysia's seagrass sites [202]. While the discussion began with the restoration and conservation, policy and legislation can play an important role in conserving the seagrass ecosystem through various declarations such as marine protected zone, national reserve area, regional reserve area, marine protected area, Ramsar site, and so on. A comprehensive policy and legislative frameworks were proposed by Tan et al. [105], where priority-based conservation efforts were proposed based on the significance and condition of the site and point-oriented ecosystem conservation approaches needed to be implemented by different authorities, including local government, state government, regional government, and the federal government.

Microbial study

We found the only microbial study on seagrass meadows from Malaysia, where 3 species of seagrass were put under experimentation from the Negeri Sembilan and revealed that *Thalassia hemprichii* is the potential species as antibacterial agents [59]. A very recent study by Quek et al. [88] discussed the fungal community that exists in the *Halophila ovalis* seagrass meadows. A study by Yeoh et al. [203] isolated Vibrio-predatory filamentous bacteria (VPFB) from seagrass plants from the coastal area of Penang, and later on they tested the efficiency of these isolates on Vibrio. As a result, they found three bacteria that can be used for controlling acute hepatopancreatic necrosis disease (AHPND) disease in shrimp. Despite the fact that we were only able to find a small number of works on microorganisms and microbial ecology that were undertaken in Malaysian seagrass meadows, this research field contains loopholes that a significant number of studies have the potential to address.

Others

This category comprised the papers which are not under the niche of the previously described eight categories; for example, review papers described Malaysian seagrass meadows, history, carbon sequestration, ecology, and associated biodiversity. Ooi et al. [31] published a major review work on the knowledge gap in Southeast Asian seagrass meadows where they mainly revealed and scrutinized the core information of seagrass biomass in different Southeast Asian countries, including Malaysia. Since the paper was published 10 years ago, most of the gaps in the described matter might be filled by different research from Southeast Asian countries. However, a recently published review paper demonstrated the distribution of seagrasses, biodiversity of fishery resources, blue carbon, threats, climate change, knowledge gap, sociocultural studies, and research trends in Coral Triangle countries, including Malaysia [12]. A major review of historic seagrass research was described by Bujang et al. [21]. This extensive historical review work mainly focused on the first published documents on seagrass species [19] to the publications until 2001. Bujang et al. [21] included books, conference abstracts, papers, proceedings, local and international journals. The work of Reba et al. [204] did not fall under the above-mentioned eight categories, where they described the impact of soil moisture and salinity on seagrass meadows, and how the ecology affects the distributional change and population. Macro and micronutrition play a very important role in seagrass plant growth, survivability, and growth. The impact of four seagrass species (*Halophila ovalis*, *H. major*, *H. spinulosa*, and *Halodule*) on macronutrients like N, P, K, Ca, Mg, and micronutrients like Zn, Fe, Mn, and Cu were studied, for four seagrass species and positive correlations of growth on micro and micronutrients were discovered [54]. Some other works in these categories are: food web and food chain identification and tracing the structure using stable isotopes ($\delta^{13}\text{C}$ and $\delta^{15}\text{N}$) in Johor [134]; knowledge gaps and conservation efforts of seagrass meadows from Southeast Asia [30]. Fortes et al. [30] and Al-Asif et al. [12] provided detailed information on the size and distribution of seagrass meadows in Malaysia, the number of species, knowledge gaps, and conservation efforts. For the first time, they provided research trends on the Malaysian seagrass ecosystem and discussed how the number

of publications and research has increased since 2010, indicating a positive attitude of the government, institutions, and academicians.

Conclusion

This study sheds light on a number of previously unexplored facets of seagrass research carried out in the seas around Malaysia. The comprehensive presentation of the search niche and the classification of the topic area contained nine elements of the seagrass investigations that were carried out in the waters of Malaysia. The related fauna in seagrass beds and sites has been recorded in the greatest number of publications. Nonetheless, the state of Johor in Malaysia has had the most research done on its seagrass locations. There are now researchers working in the eastern regions of Malaysia (Sarawak and Sabah), but the number of researchers working there might be boosted by giving research funding and training younger researchers. However, we discovered that there is a significant research vacuum in the area of genetic analysis of seagrass and the species that are linked with it. Furthermore, microbial research has also attracted less attention. The extent of seagrass sites in Malaysia was determined to be relatively insignificant in comparison to the other habitats. Thus, the declaration of conservation sites and marine protected areas may safeguard these unique ecosystems from pollution and other threats.

Acknowledgment

We would like to thank the Department of Animal Science and Fishery, Universiti Putra Malaysia, Bintulu Sarawak Campus for the facilities and support during the study. We also would like to acknowledge the grant support of Ministry of Higher Education Malaysia research grant codes, FRGS/1/2018/WAB13/UPM/02/2 and Universiti Malaysia Terengganu, ref. UMT/CRIM/2-2/20 (79), project number 55211.

References

- Potouroglou M (2017) Assessing the role of intertidal seagrasses as coastal carbon sinks in Scotland. PhD thesis. Edinburgh Napier University, School of Applied Sciences.
- Billah MM, Zamal H, Abu Hena MK, Hoque ATMR, Rahman MM, Hoque MM, Akhtar A, Hoque MN (2016) Saltmarsh and seagrass beds on the south-eastern coast of Bangladesh: vegetation characteristics and adjacent fisheries diversity. *Zoology and Ecology* 26 (4): 313–322. doi: 10.1080/21658005.2016.1225364.
- Camp EF, Suggett DJ, Gendron G, Jompa J, Manfrino C, Smith DJ (2016) Mangrove and seagrass beds provide different biogeochemical services for corals threatened by climate change. *Frontiers in Marine Science* 3: 1–16. doi: 10.3389/fmars.2016.00052.
- Ismail J, Abu Hena MK, Idris MH, Amin SMN, Denil NA, Kumar U, Karim NU (2020) Species composition and diversity of fishes from the seagrass habitat of Lawas, Sarawak, Malaysia. *Journal of Environmental Biology* 41: 1382–1389. doi: 10.22438/jeb/41/5(SI)/MS_32.
- Lohr KE, Smith DJ, Suggett DJ, Nitschke MR, Dumbrell AJ, Woodcock S, Camp EF (2017) Coral community structure and recruitment in seagrass meadows. *Frontiers in Marine Science* 4: 1–13. doi: 10.3389/fmars.2017.00388.
- Nordlund LM, Jackson EL, Nakaoka M, Samper-Villarreal J, Beca-Carretero P, Creed JC (2018) Seagrass ecosystem services – What’s next? *Marine Pollution Bulletin* 134: 145–151. doi: 10.1016/j.marpolbul.2017.09.014.
- Nordlund LM, Koch EW, Barbier EB, Creed JC (2017) Seagrass ecosystem services and their variability across genera and geographical regions. *PLoS ONE* 12 (1): e0169942. doi: 10.1371/journal.pone.0169942.
- Coscieme L (2015) Cultural ecosystem services: The inspirational value of ecosystems in popular music. *Ecosystem Services* 16: 121–124. doi: 10.1016/j.ecoser.2015.10.024.
- Alsaffar Z, Pearman JK, Cúrdia J, Ellis J, Calleja ML, Ruiz-Compean P, Roth F, Villalobos R, Jones BH, Morán XAG, Carvalho S (2020) The role of seagrass vegetation and local environmental conditions in shaping benthic bacterial and macroinvertebrate communities in a tropical coastal lagoon. *Scientific Reports* 10 (1): 13550. doi: 10.1038/s41598-020-70318-1.
- Wong MC, Vercaemer BM, Griffiths G (2020) Response and recovery of eelgrass (*Zostera marina*) to chronic and episodic light disturbance. *Estuaries and Coasts* 44 (1): 1–13. doi: 10.1007/s12237-020-00803-3.
- Short FT, Polidoro B, Livingstone SR, Carpenter KE, Bandeira S, Bujang JS, Calumpong HP, Caruthers TJB, Coles RG, Dennison WC, Erftemeijer PLA, Fortes MD, Freeman AS, Jagtap TG, Abu Hena MK, Kendrick GA, Judson Kenworthy W, La Nafie YA, Nasution IM, Orth RJ, Prathep A, Sanciangco JC, Tussenbroek B van, Vergara SG, Waycott M, Zieman JC (2011) Extinction risk assessment of the world’s seagrass species. *Biological Conservation* 144 (7): 1961–1971. doi: 10.1016/j.biocon.2011.04.010.
- Al-Asif A, Abu Hena MK, Hamli H, Idris MH, Gerusu GJ, Ismail J, Bhuiyan MKA, Abualreesh MH, Musa N, Wahid MEA, Mishra M (2022) Status, biodiversity, and ecosystem services of seagrass habitats within the Coral Triangle in the Western Pacific Ocean. *Ocean Science Journal* 57 (2): 147–173. doi: 10.1007/s12601-022-00068-w
- Williams SL, Ambo-Rappe R, Sur C, Abbott JM, Limbong SR (2017) Species richness accelerates marine ecosystem restoration in the Coral Triangle. *Proceedings of the National Academy of Sciences of*

- the United States of America 114 (45): 11986–11991. doi: 10.1073/pnas.1707962114.
14. Asian Development Bank, eds. (2014) State of the Coral Triangle: Malaysia. 1st Edition. Manila, Philippines, Asian Development Bank.
 15. Bujang JS, Zakaria MH, Short FT (2018) Seagrass in Malaysia: Issues and challenges ahead. In: Finlayson C, Milton G, Prentice R, Davidson N, eds. The Wetland Book. Dordrecht, Springer. 1875–1883.
 16. UNEP, Ibrahim KB, eds. (2008) Reversing environmental degradation trends in the South China Sea and Gulf of Thailand. Reports Seagrass South China Sea. 1st Edition. Kuala Lumpur, Malaysia, Nations Environment Programme
 17. UNEP, eds. (2008) National report on seagrass of the South China Sea in Malaysia. UNEP/GEF/S. 1st Edition. Kuala Lumpur, United Nations Environment Programme.
 18. Bujang JS, Zakaria MH, Arshad A (2006) Distribution and significance of seagrass ecosystems in Malaysia. Aquatic Ecosystem Health and Management 9 (2): 203–214. doi: 10.1080/14634980600705576.
 19. Beccari O, eds. (1904) Wanderings in the great forests of Borneo. 1st Edition. Oxford, New York, Oxford University Press.
 20. Ridley HN, eds. (1907) Materials for a flora of the Malay Peninsula Part 1. 1st Edition. Singapore City, Methodist Publishing House.
 21. Bujang JS, Zakaria MH, Kawaguchi S (2012) Historical review of seaweed research in Malaysia before 2001. Coastal Marine Science 35 (1): 157–168.
 22. Ridley H, eds. (1924) The flora of the Malay Peninsula: Monocotyledons. The authority of the government of the straits settlements and federated Malay States. 1st Edition. Amsterdam, Holland, A. Asher & Co. L. Reeve & Co. Brook Nr. Ashford, Great Britain.
 23. Henderson M, eds. (1954) Malayan wild flowers: Monocotyledon. 1st Edition. Kuala Lumpur, The Malayan Nature Society.
 24. Holtum RE, eds. (1954) Plant life in Malaya. 1st Edition. London, Longman Group Limited.
 25. Ismail N (1993) Preliminary study of the seagrass flora of Sabah, Malaysia. Pertanika Journal of Tropical Agricultural Science 16 (2): 111–118.
 26. Al-Asif A, Hamli H, Abu Hena MK, Idris MH, Gerusu GJ, Ismail JB, Karim NU (2020) Benthic macrofaunal assemblage in seagrass-mangrove complex and adjacent ecosystems of Punang-Sari Estuary, Lawas, Sarawak, Malaysia. Biodiversitas 21 (10): 4606–4615. doi: 10.13057/biodiv/d211019.
 27. Arina N, Raynusha C, Hidayah N, Zainee NFA, Prathep A, Rozaimi M (2020) Coralline macroalgae contribution to ecological services of carbon storage in a disturbed seagrass meadow. Marine Environmental Research 162: 105156. doi: 10.1016/j.marenvres.2020.105156.
 28. Hossain MS, Hashim M, Bujang JS, Zakaria MH, Muslim AM (2018) Assessment of the impact of coastal reclamation activities on seagrass meadows in Sungai Pulai estuary, Malaysia, using Landsat data (1994–2017). International Journal of Remote Sensing 40 (9): 3571–3605. doi: 10.1080/01431161.2018.1547931.
 29. May Pau S, Othman AS (2002) Randomly amplified polymorphic DNA analysis of seagrass, *Halophila ovalis*. Proceedings of the 4th IMT-GT UNINET Conference 1: 186–190.
 30. Fortes MD, Ooi JLS, Tan YM, Prathep A, Bujang JS, Yaakub SM (2018) Seagrass in Southeast Asia: A review of status and knowledge gaps, and a road map for conservation. Botanica Marina 61 (3): 269–288. doi: 10.1515/bot-2018-0008.
 31. Ooi JLS, Kendrick GA, Van Niel KP, Affendi YA (2011) Knowledge gaps in tropical Southeast Asian seagrass systems. Estuarine, Coastal and Shelf Science 92 (1): 118–131. doi: 10.1016/j.ecss.2010.12.021.
 32. Xiao X, Huang Y, Holmer M (2020) Current trends in seagrass research in China (2010–2019). Aquatic Botany 166: 103266. doi: 10.1016/j.aquabot.2020.103266.
 33. Cullen-Unsworth LC, Jones BL, Lilley R, Unsworth RKF (2018) Secret gardens under the Sea: What are seagrass meadows and why are they important? Frontiers for Young Minds 6: 1–10. doi: 10.3389/frym.2018.00002.
 34. Duffy JE (2006) Biodiversity and the functioning of seagrass ecosystems. Marine Ecology Progress Series 311 233–250. doi: 10.3354/meps311233.
 35. Unsworth RKF, Cullen LC, Pretty JN, Smith DJ, Bell JJ (2010) Economic and subsistence values of the standing stocks of seagrass fisheries: Potential benefits of no-fishing marine protected area management. Ocean and Coastal Management 53 (5–6): 218–224. doi: 10.1016/j.ocecoaman.2010.04.002.
 36. Duarte CM, Kennedy H, Marbà N, Hendriks I (2013) Assessing the capacity of seagrass meadows for carbon burial: Current limitations and future strategies. Ocean and Coastal Management 83 32–38. doi: 10.1016/j.ocecoaman.2011.09.001.
 37. Hidayah N, Ng CT, Arina N, Fairoz M, Rozaimi M (2022) Macroalgal and mangrove provenances demonstrate their relevance in contributing to the blue carbon pool of a tropical seagrass meadow. Ecological Research 37 (1): 21–32. doi: 10.1111/1440-1703.12273.
 38. Stankovic M, Ambo-Rappe R, Carly F, Dangan-Galon F, Fortes MD, Hossain MS, Kiswara W, Van Luong C, Minh-Thu P, Mishra AK, Noiraksar T, Nurdin N, Panyawai J, Rattanachot E, Rozaimi M, Soe Htun U, Prathep A (2021) Quantification of blue carbon in seagrass ecosystems of Southeast Asia and their potential for climate change mitigation. Science of the Total Environment 783: 146858. doi: 10.1016/j.scitotenv.2021.146858.
 39. Rozaimi M, Fairoz M, Hakimi TM, Hamdan NH, Omar R, Ali MM, Tahirin SA (2017) Carbon stores from a tropical seagrass meadow in the midst of anthropogenic disturbance. Marine Pollution Bulletin 119 (2): 253–260. doi: 10.1016/j.marpolbul.2017.03.073.
 40. Morton B, Blackmore G (2001) South China Sea. Marine Pollution Bulletin 42 (12): 1236–1263. doi: 10.1016/S0025-326X(01)00240-5.
 41. Mohammad-Noor N, Daugbjerg N, Moestrup O, Anton A (2004) Marine epibenthic dinoflagellates from Malaysia- A study of live cultures and preserved samples based on light and scanning electron microscopy. Nordic Journal of Botany 24 (6): 629–690.
 42. Bujang JS, Arshad A, Hishamuddin O, Bahar S (1995) *Halophila decipiens* Ostenfeld: A new record of

- seagrass for Malaysia. *Aquatic Botany* 52 (1–2): 151–154. doi: 10.1016/0304-3770(95)00495-L.
43. Bujang JS, Muta Harah Z, Mohd. Pauzi A, Madhavan S (1999) *Halodule* species from Malaysia - Distribution and morphological variation. *Aquatic Botany* 65 (1–4): 33–45. doi: 10.1016/S0304-3770(99)00029-7.
 44. Ibrahim ZZ, Arshad A, Chong LS, Bujang JS, Theem LA, Abdullah NMR, Marghany MM (2000) East coast of peninsular Malaysia. In: Shepard C eds. *Seas at the millennium: an environmental evaluation*. Kuala Lumpur, Pergamon Press. 345–359.
 45. Wong PP (2000) Malacca Strait including Singapore and Johore Straits. In: Shepard C eds. *Seas at the millennium: an environmental evaluation*. Kuala Lumpur, Pergamon Press. 331–344.
 46. Zakaria MH, Bujang JS, Hishamuddin O (1999) Flowering, fruiting and seedling of *Halophila beccarii* Aschers. (Hydrocharitaceae) from Malaysia. *Aquatic Botany* 65 (1–4): 199–207. doi: 10.1016/S0304-3770(99)00040-6.
 47. Arshad A, Jimmy A, Nurul Amin SM, Bujang JS, Harah ZM (2008) Length-weight and length-length relationships of five fish species collected from seagrass beds of the Sungai Pulau estuary, Peninsular Malaysia. *Journal of Applied Ichthyology* 24 (3): 328–329. doi:10.1111/j.1439-0426.2007.01026.x.
 48. Morgan SK, Lourie SA (2006) Threatened fishes of the world: *Hippocampus comes* Cantor 1850 (Syngnathidae). *Environmental Biology of Fishes* 75 (3): 311–313. doi: 10.1007/s10641-005-0003-z.
 49. Idris MH, Arshad A, Bujang JS, Ghaffar MA, Daud SK (2008) Biodiversity and distribution of pen shells (*Bivalvia* : Pinnidae) from the seagrass beds of Sungai Pulau, Peninsular Malaysia. *Research Journal of Fisheries and Hydrobiology* 3 (2): 54–62.
 50. Idris MH, Arshad A, Bujang JS, Daud SK, Ghaffar MA (2008) New distribution record of two pen shells (*Bivalvia*: Pinnidae) from the seagrass beds of Sungai pulau, Johore, Malaysia. *Journal of Biological Sciences* 8 (5): 882–888. doi: 10.3923/jbs.2008.882.888.
 51. Lim JHC, Azman BAR, Othman BHR (2010) Melitoid amphipods of the genera *Ceradocus* Costa, 1853 and *Victoriopisa* Karaman and Barnard, 1979 (Crustacea: Amphipoda: Maeridae) from the South China Sea, Malaysia. *Zootaxa* 1979 (2348): 23–39. doi: 10.11646/zootaxa.2348.1.2.
 52. Cob Z, Samat A, Muda W, Mazlan AG (2012) Preliminary checklist of marine invertebrate fauna within the intertidal of Teluk Penyabong and Teluk Gorek, Mersing, Johor, Malaysia. *Journal of Tropical Marine Ecosystem* 1: 1–14.
 53. Rahman SA, Yaakub SM (2020) Socio-economic valuation of seagrass meadows in the Pulau River Estuary, Peninsular Malaysia, through a wellbeing lens. *Marine and Freshwater Research* 71: 877–891. doi: 10.1071/MF19208.
 54. Wan Hazma WN, Zakaria MH, Bujang JS, Natrah FMI (2015) Macro and micro nutrients of tropical seagrasses, *Halophila ovalis*, *H. spinulosa* and *Halodule uninervis* in Johore, Malaysia. *Iranian Journal of Fisheries Sciences* 14 (1): 246–261.
 55. Abu Hena MKK, Misri K, Bujang JS, Hishamuddin O, Hidir H (2001) Photosynthesis of seagrass *Cymodocea serrulata* (Magnoliophyta/ Potamogetonales/ Cymodoceaceae) in field and laboratory. *Indian Journal of Marine Sciences* 30 (4): 253–256.
 56. Abu Hena MK, Misri K, Bujang JS, Hishamuddin O, Hidir H (2001) Photosynthetic and respiration responses of Dugong grass *Thalassia hemprichii* (Ehrenb) Aschers. at Teluk Kemang seagrass bed, Malaysia. *Pakistan Journal of Biological Sciences* 4 (12): 1487–1489. doi: 10.3923/pjbs.2001.1487.1489.
 57. Abu Hena MK, Misri K, Bujang JS, Hishamuddin O, Hidir H (2004) A preliminary study of the biological aspects of an intertidal seagrass *Thalassia hemprichii* (Ehrenberg) Ascherson in Port Dickson, Malaysia. *Pakistan Journal of Biological Sciences* 7 (10): 1801–1807. doi: 10.3923/pjbs.2004.1801.1807.
 58. Ahmad-Kamil EI, Ramli R, Jaaman SA, Bali J, Al-Obaidi JR (2013) The effects of water parameters on monthly seagrass percentage cover in Lawas, East Malaysia. *The Scientific World Journal* 2013 (892746): 1–8. doi: 10.1155/2013/892746.
 59. Natrah FMI, Harah ZM, Bujang JS, Izzatul NMS, Syahidah A (2015) Antibacterial activities of selected seaweed and seagrass from port dickson coastal water against different aquaculture pathogens. *Sains Malaysiana* 44 (9): 1269–1273. doi: 10.17576/jsm-2015-4409-08.
 60. Nguyen VX, Detcharoen M, Tuntiprapas P, Soe-Htun U, Bujang JS, Harah ZM, Prathep A, Papenbrock J (2014) Genetic species identification and population structure of *Halophila* (Hydrocharitaceae) from the Western Pacific to the Eastern Indian Ocean. *BMC Evolutionary Biology* 14 (1): 1–18. doi: 10.1186/1471-2148-14-92.
 61. Wainwright BJ, Zahn GL, Zushi J, Lee NLY, Ooi JLS, Lee JN, Huang D (2019) Seagrass-associated fungal communities show distance decay of similarity that has implications for seagrass management and restoration. *Ecology and Evolution* 9 (19): 11288–11297. doi: 10.1002/ece3.5631.
 62. Rozaimi M, Arina N, Zainee NFA, Raynusha C, Hidayah N (2020) An uncommon intertidal record of *Halophila decipiens* Ostenfeld in the vicinity of mangroves. *Aquatic Botany* 160: 103168. doi: 10.1016/j.aquabot.2019.103168.
 63. Syed NNF, Zakaria MH, Bujang JS (2016) Fiber characteristics and papermaking of seagrass using hand-beaten and blended pulp. *BioResources* 11 (2): 5358–5380. doi: 10.15376/biores.11.2.5358-5380.
 64. Muhamad MAH, Hasan RC, Said NM, Ooi JLS (2021) Seagrass habitat suitability model for Redang Marine Park using multibeam echosounder data: Testing different spatial resolutions and analysis window sizes. *PLoS ONE* 16 (9): e0257761. doi: 10.1371/journal.pone.0257761.
 65. Ahmad F, Azman S, Said MIM, Baloo L (2015) Biomonitoring of metal contamination in estuarine ecosystem using seagrass. *Journal of Environmental Health Science and Engineering* 13 (1): 41. doi: 10.1186/s40201-015-0198-7.
 66. Zakaria MH, Bujang JS, Arshad A (2002) Flowering, fruiting and seedling of annual *Halophila beccarii* Aschers in Peninsular Malaysia. *Bulletin of Marine Science* 71 (3): 1199–1205.
 67. Jillian LSO, Lee WC, Phang S-M (2006) Hypothesizing marine provincialism on the basis of seaweed

- distribution in Malaysia. *Malaysian Journal of Science* 25 (1): 53–63.
68. Jamaludin MR, Bujang JS, Kusnan M, Omar H (2005) Shading responses of the seagrass, *Halophila ovalis*: A preliminary comparison between cultures and naturally growing plants. *Malaysian Journal of Science* 24: 23–29.
 69. Jamaludin RM, Bujang JS, Misri K, Hishammuddin O (2006) Photosynthetic light responses of wild and cultured *Halophila ovalis*. *Malaysian Journal of Science* 25 (2): 67–79.
 70. Ooi JLS, Kendrick GA, Van Niel KP (2011) Effects of sediment burial on tropical ruderal seagrasses are moderated by clonal integration. *Continental Shelf Research* 31 (19–20): 1945–1954. doi: 10.1016/j.csr.2011.09.005.
 71. Yeong HY, Draisma SGA, Phang SM (2012) Marine algae collected during the marine biodiversity mini expedition 2012 to Sembilan group of Islands, Perak with one new record, *Parvocaulis parvulus* (Solms-Laubach) S. Berger et al. for Malaysia. *Malaysian Journal of Science* 31 (2): 98–110. doi: 10.22452/mjs.vol31no2.3.
 72. Sabri S, Said MIM, Azman S, Goto M (2013) Seagrass at South Western coast of Johor. *Journal of Sustainability Science and Management* 8 (1): 73–79.
 73. Bujang JS, Zakaria MH (2013) Purple coloration in leaves of seagrass, *Halophila* (Hydrocharitaceae). *Journal of Fisheries and Aquatic Science* 8 (2): 388–396. doi: 10.3923/jfas.2013.388.396.
 74. Zakaria MH, Bujang JS (2013) Occurrence and distribution of seagrasses in waters of Perhentian island archipelago, Malaysia. *Journal of Fisheries and Aquatic Science* 8 (3): 441–451. doi: 10.3923/jfas.2013.441.451.
 75. Short FT, Coles R, Fortes MD, Victor S, Salik M, Isnain I, Andrew J, Seno A (2014) Monitoring in the Western Pacific region shows evidence of seagrass decline in line with global trends. *Marine Pollution Bulletin* 83 (2): 408–416. doi: 10.1016/j.marpolbul.2014.03.036.
 76. Ooi JLS, Van Niel KP, Kendrick GA, Holmes KW (2014) Spatial structure of seagrass suggests that size-dependent plant traits have a strong influence on the distribution and maintenance of tropical multispecies meadows. *PLoS ONE* 9 (1): e86782. doi: 10.1371/journal.pone.0086782.
 77. Phang SM (2018) Development of phycology in Malaysia. *Journal of Applied Phycology* 30 (6): 2967–2979. doi: 10.1007/s10811-018-1463-9.
 78. Sudo K, Nakaoka M (2020) Fine-scale distribution of tropical seagrass beds in Southeast Asia. *Ecological Research* 35 (6): 994–1000. doi: 10.1111/1440-1703.12137.
 79. Saleh E, Yap TK, Gallagher JB (2020) Seagrass coverage and associated fauna at Gaya Island, Sabah, Malaysia: A pilot seagrass transplantation. *Borneo Journal of Marine Science and Aquaculture* 4: 14–19.
 80. Murshidi A, Kiat YT, Gallagher JB, Saleh E (2018) Seagrass meadow impacts on Universiti Malaysia Sabah (UMS) beach, Kota Kinabalu Sabah (Malaysia). *Journal of Tropical Biology and Conservation* 15: 189–201.
 81. Mazlan H, Nurul Nadiah Y, Samsudin A, Komatsu T, Syarifuddin M, Md Nadzri R (2014) Determination of seagrass biomass at Merambong Shoal in Straits of Johor using satellite remote sensing technique. *Malayan Nature Journal* 66: 20–37.
 82. Hazel Monica PM, Yusoff FM, Matias-Peralta MH, Yusuf FM, Hazel Monica PM, Yusoff FM (2014) Seasonal environmental quality variations in a tropical seagrass ecosystem in the Straits of Malacca. *Malayan Nature Journal* 66 (1&2): 59–74.
 83. Fakhruddin IM, Bujang JS, Muta Harah Z (2013) *Halophila beccarii* Aschers (Hydrocharitaceae) responses to different salinity gradient. *Journal of Fisheries and Aquatic Science* 8 (3): 462–471. doi: 10.3923/jfas.2013.462.471.
 84. Bujang JS, Huat LL, Zakaria MH, Arshad A, Ogawa H (2008) Laboratory culture of the seagrass, *Halophila ovalis* (R.Br.) Hooker f. *Marine Research in Indonesia* 33 (1): 1–6.
 85. Sudo K, Quiros TEAL, Prathep A, Luong C Van, Lin HJ, Bujang JS, Ooi JLS, Fortes MD, Zakaria MH, Yaakub SM, Tan YM, Huang X, Nakaoka M (2021) Distribution, temporal change, and conservation status of tropical seagrass beds in Southeast Asia: 2000–2020. *Frontiers in Marine Science* 8 (637722): 1–11. doi: 10.3389/fmars.2021.637722.
 86. Emmclan LSH, Zakaria MH, Ramaiya SD, Natrah I, Bujang JS (2022) Morphological and biochemical responses of tropical seagrasses (Family: Hydrocharitaceae) under colonization of the macroalgae *Ulva reticulata* Forsskål. *PeerJ* 10: 1–32. doi: 10.7717/peerj.12821.
 87. Heng HWK, Ooi JLS, Affendi YA, Kee Alfian AA, Ponnampalam LS (2022) Dugong feeding grounds and spatial feeding patterns in subtidal seagrass: A case study at Sibul Archipelago, Malaysia. *Estuarine, Coastal and Shelf Science* 264: 107670. doi: 10.1016/j.ecss.2021.107670.
 88. Quek ZBR, Zahn G, Lee NLY, Ooi JLS, Lee JN, Huang D, Wainwright BJ (2021) Biogeographic structure of fungal communities in seagrass *Halophila ovalis* across the Malay Peninsula. *Environmental Microbiology Reports* 13 (6): 871–877. doi: 10.1111/1758-2229.13003.
 89. Nguyen XV, Nguyen-Nhat NT, Nguyen XT, Dao VH, Liao LM, Papenbrock J (2021) Analysis of rDNA reveals a high genetic diversity of *Halophila major* in the Wallacea region. *PLoS ONE* 16 (10): e0258956. doi: 10.1371/journal.pone.0258956.
 90. Gallagher JB, Prahalad V, Aalders J (2021) Inorganic and black carbon hotspots constrain blue carbon mitigation services across tropical seagrass and temperate tidal marshes. *Wetlands* 41 (5): 65. doi: 10.1007/s13157-021-01460-3.
 91. Rabbani G, Yan BC, Lee NLY, Ooi JLS, Lee JN, Huang D, Wainwright BJ (2021) Spatial and structural factors shape seagrass-associated bacterial communities in Singapore and Peninsular Malaysia. *Frontiers in Marine Science* 8: 1–11. doi: 10.3389/fmars.2021.659180.
 92. Yan BC, Rabbani G, Lee N, Ooi JLS, Lee JN, Huang D, Wainwright BJ (2021) The microbiome of the seagrass *Halophila ovalis*: community structuring from plant parts to regional scales. *Aquatic Microbial Ecology* 87: 139–150. doi: 10.3354/ame01976.
 93. Teoh VYJ, Woo SP (2021) The diversity of

- echinoderms in the seagrass meadows of Penang Island, Malaysia. IOP Conference Series: Earth and Environmental Science 711 (1): 012012. doi: 10.1088/1755-1315/711/1/012012.
94. Ismail J, Abu Hena MK, Idris MH, Amin SMMN, Hamli H, Sien LS, Al-Asif A, Abualreesh MH (2021) Zooplankton species composition and diversity in the seagrass habitat of Lawas, Sarawak, Malaysia. Biodiversity Data Journal 9 (1): e67449. doi: 10.3897/BDJ.9.e67449.
 95. Ilias N, Shau Hwai AT, Rick F, Peng TC, Nilamani N, Razalli NM, Yasin Z (2021) Diversity of epibenthic intertidal molluscan communities on the seagrass beds of Middle Bank, Penang, Malaysia. Phuket Marine Biological Center Research Bulletin 78: 39–47. doi: 10.14456/pmbcrb.2021.3.
 96. Raynusha C, Rozaimi M, Omar R, Faiz NN, Hesan NM, Hanis SN, Abdullah SA, Izzati E (2020) Species composition and habitat preferences of benthic ostracod and foraminifera in seagrass and non-seagrass systems within a tropical estuary. Journal of the Marine Biological Association of the United Kingdom 100 (8): 1229–1246. doi: 10.1017/S0025315420001162.
 97. Mukhtar A, Zulkifli SZ, Mohamat-Yusuff F, Harino H, Ismail A (2020) Distribution of biocides in selected marine organisms from South of Johor, Malaysia. Regional Studies in Marine Science 38: 101384. doi: 10.1016/j.rsma.2020.101384.
 98. Arina N, Ashikin CN, Hidayah N, Fairuz M, Rozaimi M (2020) Data on sediment nitrogen loadings and nitrogen in the biomass of seagrasses from Sungai Pulai estuary (Johor, Malaysia). Data in Brief 28: 104979. doi: 10.1016/j.dib.2019.104979.
 99. Ashikin CN, Rozaimi M, Arina N, Fairuz M, Hidayah N (2020) Nitrogen dynamics within an estuarine seagrass meadow under heavy anthropogenic influence. Marine Pollution Bulletin 150: 110628. doi: 10.1016/j.marpolbul.2019.110628.
 100. Sani DA, Hashim M (2020) Multi-sensor mapping and estimation of seagrass aboveground blue carbon stocks using Landsat OLI and ETM+ along merambong coastal water. 40th Asian Conference on Remote Sensing, ACRS 2019: 1–11.
 101. Metillo EB, Nishikawa J, Ross OBH, Yoshida T, Md. Yusoff F, Kuppan P, Ohtsuka S, Mulyadi, Sekiguchi H, Toda T, Nishida S (2018) Diel patterns of zooplankton community structure in nearshore waters of different substrates off Tinggi and Sibul Islands, Malaysia, with special reference to Copepods. Aquatic Ecosystem Health & Management 22 (1): 86–102. doi: 10.1080/14634988.2018.1505139.
 102. Hidayah N, Tahirin SA, Fairuz M, Rozaimi M (2019) Carbon stock and $\delta^{13}\text{C}$ data of sediment samples collected from a tropical seagrass meadow in Malaysia. Plant Science Today 6 (2): 132–136. doi: 10.14719/pst.2019.6.2.489.
 103. Gallagher JB, Chuan CH, Yap T-K, Fredelina Dona WF, Hoe CC, Tzuen-Kiat Y, Farahain W (2019) Carbon stocks of coastal seagrass in Southeast Asia may be far lower than anticipated when accounting for black carbon. Biology Letters 15 (5): 20180745. doi: 10.1101/493262.
 104. Ho NAJ, Ooi JLS, Affendi YA, Chong VC (2018) Influence of habitat complexity on fish density and species richness in structurally simple fore reef seagrass meadows. Botanica Marina 61 (6): 547–557. doi: 10.1515/bot-2017-0115.
 105. Tan YM, Saunders JE, Yaakub SM (2018) A proposed decision support tool for prioritising conservation planning of Southeast Asian seagrass meadows: Combined approaches based on ecosystem services and vulnerability analyses. Botanica Marina 61 (3): 305–320. doi: 10.1515/bot-2017-0117.
 106. Le DQ, Tanaka K, Hii YS, Sano Y, Nanjo K, Shirai K (2018) Importance of seagrass-mangrove continuum as feeding grounds for juvenile pink ear emperor *Lethrinus lentjan* in Setiu Lagoon, Malaysia: Stable isotope approach. Journal of Sea Research 135: 1–10. doi: 10.1016/j.seares.2018.02.004.
 107. Sidi N, Aris AZ, Mohamat Yusuff F, Looi LJ, Mokhtar NF (2018) Tape seagrass (*Enhalus acoroides*) as a bioindicator of trace metal contamination in Merambong shoal, Johor Strait, Malaysia. Marine Pollution Bulletin 126: 113–118. doi: 10.1016/j.marpolbul.2017.10.041.
 108. Husna WNW, Mazlan AG, Cob ZC (2017) Ontogenetic changes in feeding and food preferences of the dog conch *Laevistrombus canarium* Linnaeus 1758 (Mollusca: Gastropoda) from Merambong shoal, Malaysia. Chinese Journal of Oceanology and Limnology 35 (5): 1230–1238. doi: 10.1007/s00343-017-6105-6.
 109. Long SL, Azmi NA (2017) Using photographic identification to monitor sea turtle populations at perhentian islands marine park in Malaysia. Herpetological Conservation and Biology 12 (2): 350–366.
 110. Hossain MS, Bujang JS, Zakaria MH, Hashim M (2016) Marine and human habitat mapping for the Coral Triangle Initiative region of Sabah using Landsat and Google Earth imagery. Marine Policy 72: 176–191. doi: 10.1016/j.marpol.2016.07.003.
 111. Aylesworth L, Lawson JM, Laksanawimol P, Ferber P, Loh TL (2016) New records of the Japanese seahorse *Hippocampus mohnikei* in Southeast Asia lead to updates in range, habitat and threats. Journal of Fish Biology 88 (4): 1620–1630. doi: 10.1111/jfb.12908.
 112. Misbari S, Hashim M (2016) Change detection of submerged seagrass biomass in shallow coastal water. Remote Sensing 8 (3): 200. doi: 10.3390/rs8030200.
 113. Hashim M, Misbari S, Yahya NN, Hossain MS (2016) Above ground blue carbon sequestration capacity of Sungai Pulai estuary seagrass meadows - A satellite based method. In 37th Asian Conference of Remote Sensing, ACRS 2016; Colombo, Sri Lanka. 363–369.
 114. Hossain MS, Bujang JS, Zakaria MH, Hashim M (2015) Application of Landsat images to seagrass areal cover change analysis for Lawas, Terengganu and Kelantan of Malaysia. Continental Shelf Research 110: 124–148. doi: 10.1016/j.csr.2015.10.009.
 115. Hossain MS, Bujang JS, Zakaria MH, Hashim M (2015) Assessment of the impact of Landsat 7 Scan Line Corrector data gaps on Sungai Pulai Estuary seagrass mapping. Applied Geomatics 7 (3): 189–202. doi: 10.1007/s12518-015-0162-3.
 116. Hossain MS, Bujang JS, Zakaria MH, Hashim M (2015) Assessment of Landsat 7 Scan Line Corrector-off data gap-filling methods for seagrass distribution

- mapping. *International Journal of Remote Sensing* 36 (4): 1188–1215. doi: 10.1080/01431161.2015.1007257.
117. Ahmad F, Azman S, Mohd Said MI, Lavania-Baloo (2015) Tropical seagrass as a bioindicator of metal accumulation. *Sains Malaysiana* 44 (2): 203–210. doi: 10.17576/jsm-2015-4402-06.
 118. Rajamani L, Marsh H (2015) Mapping seagrass cost-effectively in the Coral Triangle: Sabah, Malaysia as a case study. *Pacific Conservation Biology* 21 (2): 113–121. doi: 10.1071/PC14908.
 119. Hashim M, Misbari S, Yahya NN, Ahmad S, Reba MN, Komatsu T (2014) An approach for quantification of submerged seagrass biomass in shallow turbid coastal waters. *IEEE Geoscience and Remote Sensing Symposium* 1: 4439–4442.
 120. Cob ZC, Arshad A, Bujang JS, Mazalan AG (2014) Spatial and temporal variations in *Strombus canarium* (Gastropoda: Strombidae) abundance at Merambong seagrass bed, Malaysia. *Sains Malaysiana* 43 (4): 503–511.
 121. Misbari S, Hashim M (2014) Evaluation of median filtering impact on satellite-based submerged seagrass mapping accuracy in tropical coastal water. In 35th Asian Conference on Remote Sensing, ACRS 2014: Nay Pyi Taw, Myanmar. 1–7.
 122. Ahmad F, Azman S, Said MIM, Lavania-Baloo L, Sabri S, Salmiati S (2014) Metals in tropical seagrass-accumulation of mercury and lead. *World Applied Sciences Journal* 32 (8): 1468–1473. doi: 10.5829/idosi.wasj.2014.32.08.1028.
 123. Cob Z, Arshad A, Bujang JS, Nurul-Husna WHW, Mazlan AG (2014) Feeding behaviour and stomach content analysis of *Laevistrombus canarium* (Linnaeus, 1758) from the Merambong Shoal, Johor, Malaysia. *Malayan Nature Journal* 66 (1–2): 159–170.
 124. Zaleha K, Abang Jefri AM, Hasimah MS (2013) Fauna of Porcellidiidae (Copepoda: Harpacticoida) from Sungai Pulai, Malaysia. *Malayan Nature Journal* 64 (4): 159–167.
 125. Cob ZC, Arshad A, Bujang JS, Bakar Y, Simon KD, Mazlan AG (2012) Habitat preference and usage of *Strombus canarium* Linnaeus, 1758 (Gastropoda: Strombidae) in Malaysian seagrass beds. *Italian Journal of Zoology* 79 (3): 459–467. doi: 10.1080/11250003.2012.670273.
 126. Azman BAR, Melvin CWH (2011) Two new species of *Urothoe* (Crustacea, Amphipoda, Gammaridea) from the East Johor Islands Archipelago, Malaysia. *ZooKeys* 87: 43–62. doi: 10.3897/zookeys.87.817.
 127. Zaleha K, Farah Diyana MF, Amira Suhaili R, Amirudin A (2009) Benthic community of the sungai pulai seagrass bed, Malaysia. *Malaysian Journal of Science* 28 (2): 143–159. doi: 10.22452/mjs.vol28no2.4.
 128. Freeman AS, Short FT, Isnain I, Razak FA, Coles RG (2008) Seagrass on the edge: Land-use practices threaten coastal seagrass communities in Sabah, Malaysia. *Biological Conservation* 141 (12): 2993–3005. doi: 10.1016/j.biocon.2008.09.018.
 129. Idris MH, Arshad A, Bujang JS, Ghaffar MA, Daud SK (2008) Morphometric analysis as an application tool to differentiate three local pen shells species. *Pertanika Journal of Tropical Agricultural Science* 31 (2): 287–298.
 130. Ramli R, Nik Hassan NMK, Kassim Z (2005) Current threats and future development of Setiu wetlands, Malaysia. In *Proceedings of the 31st IAHR World Congress: 2005; Seoul*. 4017–4026.
 131. Yap TK, Saleh E, Gallagher JB (2020) Impacts of associated fauna on seagrass during the conditioning period in husbandry tanks: Gaya Island, Sabah, Malaysia case study. *Transactions on Science and Technology* 7 (2): 50–57.
 132. Lui LS, Kiat YT, Ann CC, Yoshida T (2020) Zooplankton in seagrass and adjacent non-seagrass habitats in Tun Mustapha Park, Sabah, Malaysia. *Borneo Journal of Marine Science and Aquaculture* 4: 6–13.
 133. Yap TTK, Gallagher JB, Saleh E, Admodisastro VA (2018) The occurrence of boring bivalve (Genus: *Zachysia*), in a tropical seagrass meadow in Gaya Island (Sabah, Malaysia) and its possible ecological implications. *Borneo Journal of Marine Science and Aquaculture* 2: 48–53.
 134. Mukhtar A, Zulkifli S, Mohamat Yusuff F, Ismail A, Miyazaki N (2016) Stable isotope ($\delta^{13}C$ and $\delta^{15}N$) analysis as a tool to quantify the food web structure in seagrass area of Pulai River estuary, Johor, Peninsular Malaysia. *Malayan Nature Journal* 68 (1 & 2): 91–102.
 135. Matias-Peralta HM, Yusoff FM (2015) Status of planktonic Copepod diversity in the Merambong seagrass meadow, Johor, Peninsular Malaysia. *International Journal of Ecosystem* 5 (2): 39–43. doi: 10.5923/j.ije.20150502.01.
 136. Teh C, Nithiyaa N, Amelia Ng P, Woo S, Norhanis M, Zulfigar Y, Aileen Tan S (2014) The diversity of the marine macrogastropods on the seagrass meadows in Merambong Shoal, Johore. *The Malayan Nature Journal* 66 (1&2): 132–138. doi: 10.1017/CBO9781107415324.004.
 137. Wong N, Arshad A, Yusoff FM, Bujang JS, Mazlan AG (2014) The epifaunal marine bivalves and macrophytes in Merambong Shoal, Pulai River estuary, Straits of Malacca. *Malayan Nature Journal* 66 (1&2): 42–51.
 138. Gan SY, Azman BAR, Yoshida T, Majid A, Toda T, Takahashi K, Othman BHR (2010) Comparison of day and night mysid assemblages in a seagrass bed by using emergence traps, with key to species occurring at Pulau Tinggi, Malaysia. *Coastal marine science* 34 (1): 74–81.
 139. Azman BAR, Ramlan O, Wan-Lotfi WM, Zaidi CC, Othman BHR (2008) Seagrass biodiversity of Pulau Tinggi, Johor. In *Research & Information Series of Malaysian Coasts (2nd Series)*. Malaysia Marine Ecosystem: Opportunities & Recent Researches; 2008; Kuala Lumpur. 53–57.
 140. Cob ZC, Arshad A, Wan Muda WL, Ghaffar MA (2008) Gastropod and bivalve molluscs associated with the seagrass bed at merambong Shoal, Johor Straits, Malaysia. *Siri Penyelidikan & Maklumat Perairan Malaysia* 2: 89–99.
 141. Hwai ATSS, Abdul Karim NBB, Yasin Z, Karim NNBA, Yasin Z (2007) Diversity of mollusc communities in the seagrass bed in Pulau Gazumbo, Penang, Malaysia. *Marine Research in Indonesia* 32 (2): 123–127. doi: https://doi.org/10.14203/mri.v32i2.445.

142. Arshad A, Bujang JS, Zakaria MH, Yusof S, Mazlan AG, Suryana Y, Ghaffar M (2006) Fish communities from seagrass bed of Merchang Lagoon, Terengganu, Peninsular Malaysia. *Coastal Marine Science* 30 (1): 268–275.
143. Zakaria MH, Bujang JS, Abdul Razak FR (2003) Occurrence and Morphological description of seagrasses from Pulau Redang, Terengganu, Malaysia. *Jurnal Teknologi* 38 (1): 1–12. doi: 10.11113/jt.v38.491.
144. Hidayah N, Rozaimi M, Nadzir MSM (2019) Source contributors of carbon to sediments in the seagrass meadows of Sungai Pulai Estuary, Johor, Malaysia. *Sains Malaysiana* 48 (11): 2405–2413. doi: 10.17576/jsm-2019-4811-11.
145. Thorhaug A, Gallagher JB, Kiswara W, Prathep A, Huang X, Yap TK, Dorward S, Berlyn G (2020) Coastal and estuarine blue carbon stocks in the greater Southeast Asia region: Seagrasses and mangroves per area and sum of total. *Marine Pollution Bulletin* 160: 111168. doi: 10.1016/j.marpolbul.2020.111168.
146. Teoh VYJ, Woo SP (2022) Two new species of sea cucumbers (Echinodermata: Holothuroidea) from the seagrass meadow of Penang, Malaysia. *Zootaxa* 1 (5128): 1–19.
147. Mazlan AG, Chung YS, Cob ZC, Samat A, Arshad A, Seah YG, Alam GM, Simon KD (2012) Meristic, morphometrics and length-weight relationship of tropical silverside, *Atherinomorus duodecimalis* (Valenciennes in Cuvier and Valenciennes, 1835) in seagrass and mangrove habitats of Tinggi Island, Johor, Malaysia. *Asian Journal of Animal and Veterinary Advances* 7 (10): 921–927. doi: 10.3923/ajava.2012.921.927.
148. Arshad A, Ara R, Amin SMN, Mazlan AG (2013) Diet composition in larval fishes of the family Terapontidae (Actinopterygii: Perciformes) in the seagrass-bed of Johor Strait, Malaysia. *Asian Journal of Animal and Veterinary Advances* 8 (2): 325–332. doi: 10.3923/ajava.2013.325.332.
149. Hehre EJ, Meeuwig JJ (2016) A global analysis of the relationship between farmed seaweed production and herbivorous fish catch. *PLoS ONE* 11 (2): e0148250. doi: 10.1371/journal.pone.0148250.
150. Le DQ, Fui SY, Tanaka K, Suratman S, Sano Y, Shirai K (2020) Feeding habitats of juvenile reef fishes in a tropical mangrove-seagrass continuum along a Malaysian shallow-water coastal lagoon. *Bulletin of Marine Science* 96 (3): 469–486. doi: 10.5343/bms.2018.0093.
151. Ara R, Arshad A, Amrullah N, Nural Amin SM, Daud SKK, Nor Azwady AA, Mazlan AGG, Amin SMN, Daud SKK, Azwady AAN, Mazlan AGG (2009) Feeding habits and temporal variation of diet composition of fish larvae (Osteichthyes: Sparidae) in the Sungai Pulai seagrass bed, Johore, Peninsular Malaysia. *Journal of Biological Sciences* 9 (5): 445–451. doi: 10.3923/jbs.2009.445.451.
152. Shahbudin S, Jalal KKCA, Kamaruzzaman Y, Mohammad-Noor N, Chit Dah T, Akbar John B, Kamaruzzam Y, Noor NM-, Dah TC, John BA (2011) Artificial seagrass: A habitat for marine fishes. *Journal of Fisheries and Aquatic Science* 6 (1): 85–92. doi: 10.3923/jfas.2011.85.92.
153. Ara R, Arshad A, Amin S, Daud S, Bujang JS, Ghaffar M (2010) Feeding habits of larval fishes of the family Gobiidae (Actinopterygii: Perciformes) in seagrass beds of Sungai Pulai estuary, Johor Strait, Malaysia. *Coastal marine science* 34 (1): 123–128.
154. Ara R, Arshad A, Musa L, Amin SSMN, Sanker M, Kuppan P (2011) Feeding habits of larval fishes of the family Clupeidae (Actinopterygii: Clupeiformes) in the estuary of River Pendas, Johor, Malaysia. *Journal of Fisheries and Aquatic Science* 6 (7): 816–821.
155. Ara R, Arshad A, Nurul Amin SM, Daud SK, Ghaffar MA (2011) Environment and diversity of ichthyoplankton in the seagrass beds of Sungai Pulai estuary, Johor, Peninsular Malaysia. *Journal of Food, Agriculture and Environment* 9 (3–4): 733–738.
156. Ara R, Arshad A, Amin SMN, Daud SK, Mazlan AG, Jonathan BY, Maina HM, Musa YM (2011) Comparison of larval fish density between seagrass beds and outside seagrass beds of the Southwestern Johor, Peninsular Malaysia. *Journal of Fisheries and Aquatic Science* 6 (7): 795–801. doi: 10.3923/jfas.2011.795.801.
157. Ara R, Amin SMN, Mazlan AG, Arshad A (2013) Morphometric variation among six families of larval fishes in the seagrass-mangrove ecosystem of Gelang Patah, Johor, Malaysia. *Asian Journal of Animal and Veterinary Advances* 8 (2): 247–256. doi: 10.3923/ajava.2013.247.256.
158. Ara R, Arshad A, Amin SMN, Mazlan AG (2013) Temporal and spatial distribution of larval fish assemblage in different ecological habitat in Johor Strait, Peninsular Malaysia. *Asian Journal of Animal and Veterinary Advances* 8 (1): 53–62. doi: 10.3923/ajava.2013.53.62.
159. Ara R, Arshad A, Amin SMN, Mazlan AG (2016) Food and feeding habits of *Omobranchus* sp. (Blenniidae: Omobranchini) larvae in the Seagrass-Mangrove ecosystem of Johor Strait, Malaysia. *Journal of Environmental Biology* 37: 735–743.
160. Ara R, Arshad A, Amin SMN, Idris MH, Gaffar MA, Romano N (2016) Influence of habitat structure and environmental variables on larval fish assemblage in the Johor Strait, Malaysia. *Journal of Environmental Biology* 37 (4): 745–754.
161. Idris MH, Arshad A, Amin SMN, Japar SB, Daud SK, Mazlan AG, Zakaria MS, Yusoff FM (2012) Age, growth and length-weight relationships of *Pinna bicolor* Gmelin (Bivalvia: Pinnidae) in the seagrass beds of Sungai Pulai Estuary, Johor, Peninsular Malaysia. *Journal of Applied Ichthyology* 28 (4): 597–600. doi: 10.1111/j.1439-0426.2011.01807.x.
162. Zakariah MI, Daud HM, Sharma RSK, Ikhwanuddin M, Hassan M (2019) Distribution patterns of gregarine parasitism of wild marine bivalve, *Anadara cornea* (reeve, 1844) concerning seasonality and water quality. *IOP Conference Series: Earth and Environmental Science* 370: 012063 doi: 10.1088/1755-1315/370/1/012063
163. Al-Asif A, Hamli H, Abu Hena MK, Idris MH, Gerusu GJ, Ismail J, Abualreesh MH (2021) Bivalves (Bivalvia) in Malaysian Borneo: status and threats. *Journal of Threatened Taxa* 13 (11): 19553–19565. doi: 10.11609/jott.7287.13.11.19553-19565.
164. Azmi N, Mazlan AG, Cob ZC (2014) Apicomplexa-like

- parasites of economically important bivalves from Merambong shoals, Johor. *Malayan Nature Journal* 66 (1–2): 108–120.
165. Idris MH, Arshad A, Bujang JS, Mazlan Ghaffar ABD, Daud SK (2009) Morphological characteristics of *Pinna bicolor* Gmelin and *Pinna deltodes* Menke from the seagrass bed of Sungai Pulai, Johor, Peninsular Malaysia. *Sains Malaysiana* 38 (3): 333–339.
 166. Azmi NF, Mazlan AG, Cob ZC (2019) Apicomplexa-like parasites in some gastropods from Merambong seagrass bed, Johor Straits, Malaysia. *Turkish Journal of Fisheries and Aquatic Sciences* 19 (2): 1–6. doi: 10.4194/1303-2712-v19_2_01.
 167. Kassim Z, Diyana F, Fathi M, Ahmad A (2008) Meiobenthic community of Sungai Pulai seagrass bed, Malaysia. *Marine Research in Indonesia* 33 (1): 17–20. doi: 10.14203/mri.v33i1.502.
 168. Kassim Z, Mohd Fathi F, Yunus K, John A (2015) Meiobenthic community in vegetative areas at Sungai Pulai estuary, Johor, Malaysia. *Malayan Nature Journal* 67 (1): 1–14.
 169. Shi GW, Di Min L, Mazlan AG, Md Ali M, Cob ZC (2014) Macrobenthos composition, distribution and abundance within Sungai Pulai Estuary, Johor, Malaysia. *AIP Conference Proceedings* 1614: 591–596. doi: 10.1063/1.4895269.
 170. Shi GW, Mazlan AG, Ali MM, Cob ZC (2014) The Polychaeta (Annelida) communities of the Merambong and Tanjung Adang Shoals, Malaysia, and its relationship with the environmental variables. *Malayan Nature Journal* 66 (1–2): 168–183.
 171. Lim JHC, Othman BHR, Takeuchi I (2015) Description of *Orthoprotella bicornis*, new species, and *Paraprotella teluksuang*, new species (Crustacea: Amphipoda) from Johor, Malaysia with special reference to unusual sexual bias towards females in *Paraprotella*. *Raffles Bulletin of Zoology* 63: 33–48.
 172. Arshad A, Amin SMN, Osman N, Cob ZC, Saad CR (2010) Population parameters of planktonic shrimp, lucifer intermedium (Decapoda: Sergestidae) from sungai pulai seagrass area johor, Peninsular Malaysia. *Sains Malaysiana* 39 (6): 877–882.
 173. Arshad A, Ara R, Amin S, Effendi M, Zaidi C, Mazlan A (2011) Influence of environmental parameters on shrimp post-larvae in the Sungai Pulai seagrass beds of Johor Strait, Peninsular Malaysia. *Scientific Research and Essays* 6 (26): 5501–5506. doi: 10.5897/SRE11.694.
 174. Tan HS, Azman BAR, Othman BHR (2014) Taxonomic status of mysid shrimps (Crustacea) from Peninsular Malaysia waters. *Malayan Nature Journal* 66 (3–4): 103–116.
 175. Kunsook C, Gajaseni N, Paphavasit N (2014) A stock assessment of the blue swimming crab *Portunus pelagicus* (Linnaeus, 1758) for sustainable management in Kung Krabaen Bay, gulf of Thailand. *Tropical Life Sciences Research* 25 (1): 41–59.
 176. Amin-Safwan A, Nurazira A, Syafiqah-Nurain KS, Mardhiyyah MP, Muhd-Farouk H, Mahsol HH, Syahnon M, Ikhwanuddin M (2019) Comparison on natural diets dietary composition and foregut fullness between sexes of crenate swimming crab, *Thalamita crenata* (Rüppell, 1830) from Setiu wetlands, Terengganu coastal waters, Malaysia. *Journal of Sustainability Science and Management* 14 (4): 25–37.
 177. Yip MY, Lim ACO, Chong VC, Lawson JM, Foster SJ (2015) Food and feeding habits of the seahorses *Hippocampus spinosissimus* and *Hippocampus trimaculatus* (Malaysia). *Journal of the Marine Biological Association of the United Kingdom* 95 (5): 1033–1040. doi: 10.1017/S0025315414001660.
 178. Azmi AA, Yoshida T, Toda T, Ross OBH, Cob ZC (2016) Comparison of zooplankton abundance and community in seagrass and non-seagrass areas of Merambong shoal. *AIP Conference Proceedings* 1784: 060002. doi: 10.1063/1.4966840.
 179. Kassim Z, Yunus K, Jaafar I, Jalal K, Nabilah Jaafar I, Nordin NS, Wan Ahmad WMA, Ismail A, John AB (2015) Spatial distribution trend of plankton in Sungai Pulai estuary, the straits of Johor, Malaysia. *Sains Malaysiana* 44 (9): 1257–1262.
 180. Shuaib N, Mohammad M, Matias-Peralta HM, Rusiman MS, Sanusi SB (2019) Copepods status in seagrass area of Pulau Tinggi Marine Park, Johor, Malaysia. *IOP Conference Series: Earth and Environmental Science* 269 (1): 012044. doi: 10.1088/1755-1315/269/1/012044.
 181. Zaleha K, Nazia AK, I NHA (2010) Species assemblages of benthic harpacticoid copepods on tide rock pool seaweeds of Pulau Besar, Melaka, Malaysia. *Journal of Tropical Biology and Conservation* 7: 1–10.
 182. Ponnampalam LS, Fairul Izmil JH, Adulyanukosol K, Ooi JLS, Reynolds JE (2015) Aligning conservation and research priorities for proactive species and habitat management: The case of dugongs *Dugong dugon* in Johor, Malaysia. *Oryx* 49 (4): 743–749. doi: 10.1017/S0030605313001580.
 183. Briscoe D, Hiatt S, Lewison R, Hines E (2014) Modeling habitat and bycatch risk for dugongs in Sabah, Malaysia. *Endangered Species Research* 24 (3): 237–247. doi: 10.3354/esr00600.
 184. Joseph J, Nishizawa H, Hassan M, Zakariah MI bin, Jaaman SA, Zhang X (2017) Utilization of Brunei Bay (Malaysia) as a developmental and foraging habitat for hawksbill turtle (*Eretmochelys imbricata*). *Regional Studies in Marine Science* 16: 304–307. doi: 10.1016/j.rsma.2017.09.012.
 185. Hassan R, Lee SY, Morni WZW (2017) Biology of incidental catch Sea star *Stellaster childreni* Gray, 1840 (Echinodermata: Asteroidea), from Malaysian Borneo Exclusive Economic Zone. *Scientific World Journal* 2017: 1489360. doi: 10.1155/2017/1489360.
 186. Fairoz M, Rozaimi M, Nastasia WF (2018) Records of sea star (Echinodermata, Asteroidea) diversity in a disturbed tropical seagrass meadow. *Arxius de Miscellania Zoologica* 16: 243–254. doi: 10.32800/AMZ.2018.16.0243.
 187. Pinn WS, Fang ANP, Razalli NM, Nilamani N, Peng TC, Yasin Z, Tan SW, Fujita T, Hwai TS, Fujita T (2014) New records of sea stars (Echinodermata Asteroidea) from Malaysia with notes on their association with seagrass beds. *Biodiversity Journal* 5 (4): 453–458.
 188. Rasib AW, Hashim M (1997) Mapping seagrass from satellite remote sensing data. *Proceedings of Asian Conference of Remote Sensing* 1: 2–5.
 189. Nadiyah NY, Ibrahim M, Samsudin A, Komatsu T (2011) Coastal habitats mapping using ALOS AVNIR-

- 2 satellite data. 32nd Asian Conference on Remote Sensing 2011, ACRS 2: 937–943.
190. Hamid NN, Hashim M, Misbari S (2015) Analyzing the effective of bio-optic algorithm to detect sea bottom substrate using remote sensing data. ACRS 2015 - 36th Asian Conference on Remote Sensing: Fostering Resilient Growth in Asia, Proceedings 2: 1–7.
 191. Hossain MS, Bujang JS, Zakaria MH (2015) Landsat image enhancement techniques for subtidal and intertidal seagrass detection and distribution mapping in the coastal waters of Sungai Pulai estuary, Malaysia. *Coastal marine science* 38 (1): 27–41.
 192. Hossain MS, Bujang JS, Zakaria MH, Hashim M (2015) The application of remote sensing to seagrass ecosystems: An overview and future research prospects. *International Journal of Remote Sensing* 36 (1): 61–114. doi: 10.1080/01431161.2014.990649.
 193. Misbari S, Hashim M (2016) Light penetration ability assessment of satellite band for seagrass detection using landsat 8 OLI satellite data. In *International Conference on Computational Science and Its Applications: Springer, Cham*. 265–274.
 194. Hashim M, Sani DA, Yahya NN (2021) Appraisal of seagrass aboveground biomass changes using satellite data within the tropical coastline of Peninsular Malaysia. *Geocarto International* 37 (18): 5453-5478. doi: 10.1080/10106049.2021.1917007.
 195. Tan E, Jaafar NF, Tan SHA, Zanuri NBM (2022) A review of plastic and microplastic pollution towards the Malaysian marine environment A review of plastic and microplastic pollution towards the Malaysian marine environment. *IOP Conference Series: Earth and Environmental Science* 1013: 012012. doi: 10.1088/1755-1315/1013/1/012012.
 196. Jakobsen F, Hartstein N, Frachisse J, Golingi T (2007) Sabah shoreline management plan (Borneo, Malaysia): Ecosystems and pollution. *Ocean and Coastal Management* 50 (1–2): 84–102. doi: 10.1016/j.ocecoaman.2006.03.013.
 197. Rosalina D, Herawati EY, Musa M, Sofarini D, Amin M, Risjani Y (2019) Lead accumulation and its histological impact on *Cymodocea serrulata* seagrass in the laboratory. *Sains Malaysiana* 48 (4): 813–822. doi: 10.17576/jsm-2019-4804-13.
 198. Mukhtar A, Mohamat-Yusuff F, Zulkifli SZ, Harino H, Ismail A, Inoue K (2019) Concentration of organotin and booster biocides in sediments of seagrass area from Sungai Pulai Estuary, South of Johor, Malaysia. *Environments* 6 (2): 1–14. doi: 10.3390/environments6020026.
 199. Ramos AJA (2004) Coastal and Marine Resource Information System (CMARIS): A spatial approach towards sustainable ecoregional management. *International Archives of the Photogrammetry, Remote Sensing and Spatial Information Sciences - ISPRS Archives* 35: 1002–1005.
 200. Hashim M, Ito S, Numata S, Hosaka T, Hossain MS, Misbari S, Yahya NN, Ahmad S (2017) Using fisher knowledge, mapping population, habitat suitability and risk for the conservation of dugongs in Johor Straits of Malaysia. *Marine Policy* 78: 18–25. doi: 10.1016/j.marpol.2017.01.002.
 201. Rajamani L (2013) Using community knowledge in data-deficient regions: Conserving the vulnerable dugong *Dugong dugon* in the Sulu Sea, Malaysia. *Oryx* 47 (2): 173–176. doi: 10.1017/S0030605312000154.
 202. Jumin R, Binson A, McGowan J, Magupin S, Beger M, Brown CJ, Possingham HP, Klein C (2018) From Marxan to management: Ocean zoning with stakeholders for Tun Mustapha Park in Sabah, Malaysia. *Oryx* 52 (4): 775–786. doi: 10.1017/S0030605316001514.
 203. Yeoh HI, Izzatty R, Furusawa G, Amirul AAA, Shu-Chien AC, Sung YY (2021) The *Vibrio*-predatory filamentous bacteria effectively removed acute hepatopancreatic necrosis disease (AHPND) causative *Vibrio parahaemolyticus* in vitro. *Aquaculture Reports* 21: 100910. doi: 10.1016/j.aqrep.2021.100910.
 204. Reba MNM, Rosli AZ, Rahim NA (2014) Soil Moisture Ocean Salinity (SMOS) salinity data validation over Malaysia coastal water. *IOP Conference Series: Earth and Environmental Science* 18: 012112. doi: 10.1088/1755-1315/18/1/012112.

This page is intentionally left blank.